

# **MEETING NOTICE**

## **TCATA Board Meeting**

**Wednesday, August 26<sup>th</sup>**

**12 pm (Noon)**

*In an effort to protect the health and safety of the public, staff and members of the Twin Cities Area Transportation Authority (TCATA) board all TCATA public meetings will be held electronically in accordance with the Open Meetings Act and Executive Order 2020-15 issued by Governor Whitmer until further notice.*

**Members of the public wishing to participate in any of these meetings may do so by dialing into the meeting using the phone number and access code below.**

**August 26<sup>th</sup> TCATA Board Meeting**

**Dial-In Number: 978-990-5000**

**Access Code: 271441 #**

**Copies of meeting materials can be found online at**

**<https://www.mywaythere.org/tcatameetings.asp>**

**Or by contacting TCATA business office at 269-927-2268**

**Monday – Friday 8 am – 5 pm**

**TABLE OF CONTENTS**  
**For the month of July 2020**

Memorandum.....	pg	1
Agenda .....	pg	2
Minutes .....	pg	3-5
Operation Summary .....	pg	6
Ridership Comparison.....	pg	7-9
Ridership.....	pg	10
Fares.....	pg	11
Driver of the Month.....	pg	12
Check Detail .....	pg	13
Purchase by Vendor .....	pg	14-16
Unpaid Vendor.....	pg	17
Chemical Bank Debit Card Activity.....	pg	18&19
Wire Transfers.....	pg	20
Petty Cash.....	pg	21
Trial Balance.....	pg	22-25
Profit & Loss.....	pg	26-28
Balance Sheet.....	pg	29&30
Profit & Loss Previous Year Comparison.....	pg	31&32




**Twin Cities Area Transportation Authority**  
**(269) 927-2268 • Fax (269) 927-2310**

---

275 East Wall Street, P.O. Box 837, Benton Harbor, MI 49023

**MEMORANDUM**

TO: TCATA Board Members

FROM: Paul Gillespie, Executive Director 

DATE: August 21, 2020

RE: TCATA Monthly Board Meeting

There is a TCATA board meeting scheduled for **Wednesday August 26, 2020 at 12:00 p.m.**

The monthly board meeting will be held **ON THE TELEPHONE.**

Please find enclosed a **MEETING NOTICE** with additional information on how to connect to the phone conference.

If any changes should occur, you will be notified by telephone on Tuesday August 25, 2020 or as soon as possible.

If there are any questions and/or instructions regarding this matter, please contact me at 269-927-2268.



**Twin Cities Area Transportation Authority**  
**(269) 927-2268 • Fax (269) 927-2310**

---

275 East Wall Street, P.O. Box 837, Benton Harbor, MI 49023

**AGENDA**

ROLL CALL – 8/26/20

**APPROVAL OF AGENDA**

**SECRETARY'S REPORT**

- 2) General Information – 08/26/20
- 3) Minutes – 07/29/20

**CHAIRMAN'S REPORT**

- 1) General Information – 08/26/20

**DIRECTOR'S REPORT**

- 1) Operation Summary,  
Ridership & Farebox – 07/20
- 2) Driver of the Month – 07/20
- 3) General Information – 08/26/20
- 4) Approval of Directors Report – 08/26/20

**ACCOUNTANT'S REPORT**

- 1) Unpaid Bills Detail – 07/20
- 2) Check Detail – 07/20
- 3) Purchases by Vendor Detail – 07/20
- 4) Petty Cash – 07/20
- 5) Wire Transfer– 07/20
- 6) Trial Balance, Profit loss, Profit and  
Loss Budget vs. Actual  
& Balance Sheet – 07/20
- 7) Approval of Accountant Report – 08/26/20
- 8) Audit Report

**OLD BUSINESS**

- 1)

**NEW BUSINESS**

- 1)

**PUBLIC COMMENTS**

**TWIN CITIES AREA TRANSPORTATION AUTHORITY  
REGULARLY SCHEDULED  
BOARD MEETING  
HELD July 29, 2020**

Board Members Present: Mr. Anthony Andrews, Chairperson  
Ms. Emma Kinnard, Secretary  
Ms. Juanita Henry, Trustee  
Ms. Lisa Varrie, Trustee

Board Members Absent: Mr. James Childs, Trustee

Staff Present: Mr. Paul Gillespie, Executive Director  
Mr. TJ Taylor, Assistant Director  
Mr. Jan Harper, Accountant Consultant

Staff Absent:

Public: Eric Lester

The board meeting was called to order by Mr. Andrews.

Agenda: A motion was requested by Ms. Varrie to approve the agenda of 07/29/20 as presented, supported by Ms. Kinnard. **MOTION CARRIED**

Secretary's Report: **General Information – NONE**  
**Minutes** – A motion was requested by Ms. Varrie to approve the minutes of 06/24/20 as presented, supported by Ms. Kinnard. **MOTION CARRIED**

Chairperson's Report: **General information – NONE**

Director's Report: **Operation Summary, Ridership & Fare box** – Mr. Gillespie informed the board that the total Demand Response riders for the month of June was

8,902 of these 881 were senior riders and 2,690 were Disabled riders, and 248 children, 4,853 regular riders, and Line Haul had 4,125 riders.

1,684.20 gallons of gasoline covering 10,193 miles an average of 6.1 miles per gallon. LP gas we used 6,181.50 gallons covering 28,066 miles an average of 4.5 miles per gallon. Total vehicle hours were 3,264 with an average of 2.7 passengers per vehicle hour.

Mr. Gillespie informed the board that the Ridership Comparison for FY2019 Year to Date was 113,283 passengers on the Demand Response and 40,886 passengers on the Fixed Route. FY2020 Year to Date was 107,056 passengers on the Demand Response and 43,836 passengers on the Fixed Route.

**Driver of the month** – Marvin Haywood with 611 passengers for the month of June 2020.

A motion was requested by Ms. Varrie to approve the Director's Report as presented for the month of June 2020, supported by Ms. Kinnard.

**MOTION CARRIED**

Accountant's Report:

**Check Details, Purchases by Vendor Detail & Unpaid Bills** – A motion was requested by Ms. Varrie to approve the check detail in the amount of \$68,071.57 for the month of June 2020, supported by Ms. Kinnard.

**MOTION CARRIED**

A motion was requested by Ms. Varrie to approve the Purchases by Vendor in the amount of \$53,805.85 for the month of June 2020, supported by Ms. Kinnard. **MOTION CARRIED**

A motion was requested by Ms. Varrie to approve the Unpaid Bills Detail in the amount of \$982.50 for the month of June 2020, supported by Ms. Kinnard. **MOTION CARRIED**

**Bank Card Activity** – was reviewed 06/20

**Wire Transfers**– was reviewed 06/20

**Petty Cash** – was reviewed 06/20

**Trial Balance, Balance Sheet & Profit & Loss**- Mr. Harper stated that TCATA's net income/(loss) as of June 2020, was \$16,140.72.

A motion was requested by Ms. Varrie to approve the Profit & Loss Report for the month of June 2020, supported by Ms. Kinnard. **MOTION CARRIED**

Old Business:

New Business:

Public Comments:

There being no further discussions, the board meeting was adjourned by Ms. Varrie.

---

Secretary

---

Date

dk

7,009,968

# OPERATION SUMMARY

## PASSENGERS TO DATE

19,083,141

### JUL 2020

MILES TO DATE

MON	TUE	WED	THUR	FRI	SAT	SUN	TOTAL	MON	TUE	WED	THUR	FRI	SAT	SUN	TOTAL	MON	TUE	WED	THUR	FRI	SAT	SUN	TOTAL	VEHICLE DATA					VEHICLE DATA LP					VEH.		PASS/VEH.HR.
																								REGULAR	SENIOR	DISABLED	CHILD	SR. DIS	TOTAL	HAUL	FUEL	MILES	MILES / GAL.	FUEL	MILES	
1	245	51	105	17	11	429	172	119.9	538	4.5	136.7	908	6.6	128	3.4																					
2	206	46	145	14	11	424	194	92.5	458	5.0	296.8	1239	4.2	131	3.2																					
3	16	5	17		38																															
4	71	16	67	3	7	164	83	34.3	164	5.4	92.9	554	6.0	60	2.7																					
5																																				
6	540	118	334	34	29	1055	449	246.7	1180	4.8	526.4	2701	5.1	319	3.3																					
7	185	40	144	8	16	393	173	95.3	457	4.8	350.3	1160	3.3	124	3.2																					
8	204	39	132	14	11	400	170	93.6	567	6.1	218.7	1035	4.7	123	3.3																					
9	200	19	124	5	11	359	158	62.6	530	8.5	239.7	1195	5.0	126	2.8																					
10	182	45	129	11	10	377	140	113.5	646	5.7	247.0	1051	4.3	145	2.6																					
11	198	46	103	4	10	361	160	111.6	506	4.5	171.5	936	5.5	115	3.1																					
12	108	37	67	4	1	217	104	33.0	357	10.8	57.3	571	10.0	97	2.2																					
13	1077	226	699	46	59	2107	905	509.6	3063	6.0	1284.5	6848	4.6	730	2.9																					
14	224	35	145	15	12	431	172	122.3	633	5.2	214.1	1016	4.7	126	3.4																					
15	198	32	138	17	11	396	158	89.9	563	6.3	268.8	1088	4.0	141	2.8																					
16	188	26	140	15	14	383	147	51.4	406	7.9	239.1	1332	5.6	135	2.8																					
17	205	36	109	15	10	375	172	63.2	389	6.2	213.2	1358	6.4	134	2.8																					
18	187	49	126	12	12	386	184	57.4	327	5.7	256.2	1196	4.7	121	3.2																					
19	104	34	68	8	5	219	104	35.3	330	9.3	87.8	517	5.9	71	3.1																					
20	1106	212	726	82	64	2190	937	419.5	2648	6.3	1279.2	6507	5.1	728	3.0																					
21	167	38	114	10	16	345	137	91.1	416	4.6	237.9	1167	4.9	113	3.1																					
22	230	63	122	14	5	434	233	60.0	307	5.1	234.0	1378	5.9	126	3.4																					
23	222	52	131	12	8	425	184	41.7	292	7.0	214.2	1344	6.3	131	3.2																					
24	220	43	114	8	13	398	165	48.6	426	8.8	262.4	1228	4.7	134	3.0																					
25	199	43	121	15	8	386	186	58.7	431	7.3	238.7	1094	4.6	118	3.3																					
26	130	54	76	8	6	274	147	45.6	293	6.4	89.4	547	6.1	68	4.0																					
27	1168	293	678	67	56	2262	1052	345.7	2165	6.3	1276.6	6758	5.3	690	3.3																					
28	165	28	105	2	9	309	125	53.7	243	4.5	340.5	1414	4.2	130	2.4																					
29	205	33	122	5	8	373	158	52.5	277	5.3	329.0	1378	4.2	127	2.9																					
30	168	25	109	16	4	322	132	54.9	312	5.7	213.1	1226	5.8	130	2.5																					
31	204	36	102	8	12	362	146	35.8	301	8.4	220.3	1068	4.8	125	2.9																					
TOTAL	961	176	560	49	40	1786	755	213.2	1250	5.9	1365.3	6774	5.0	656	2.7																					
MONTH TOTAL	4852	1025	2997	278	248	9400	4098	1734.7	10306	5.9	5732.0	28688	5.0	3123	3.0																					

weekday

368



### Fiscal Year 2019

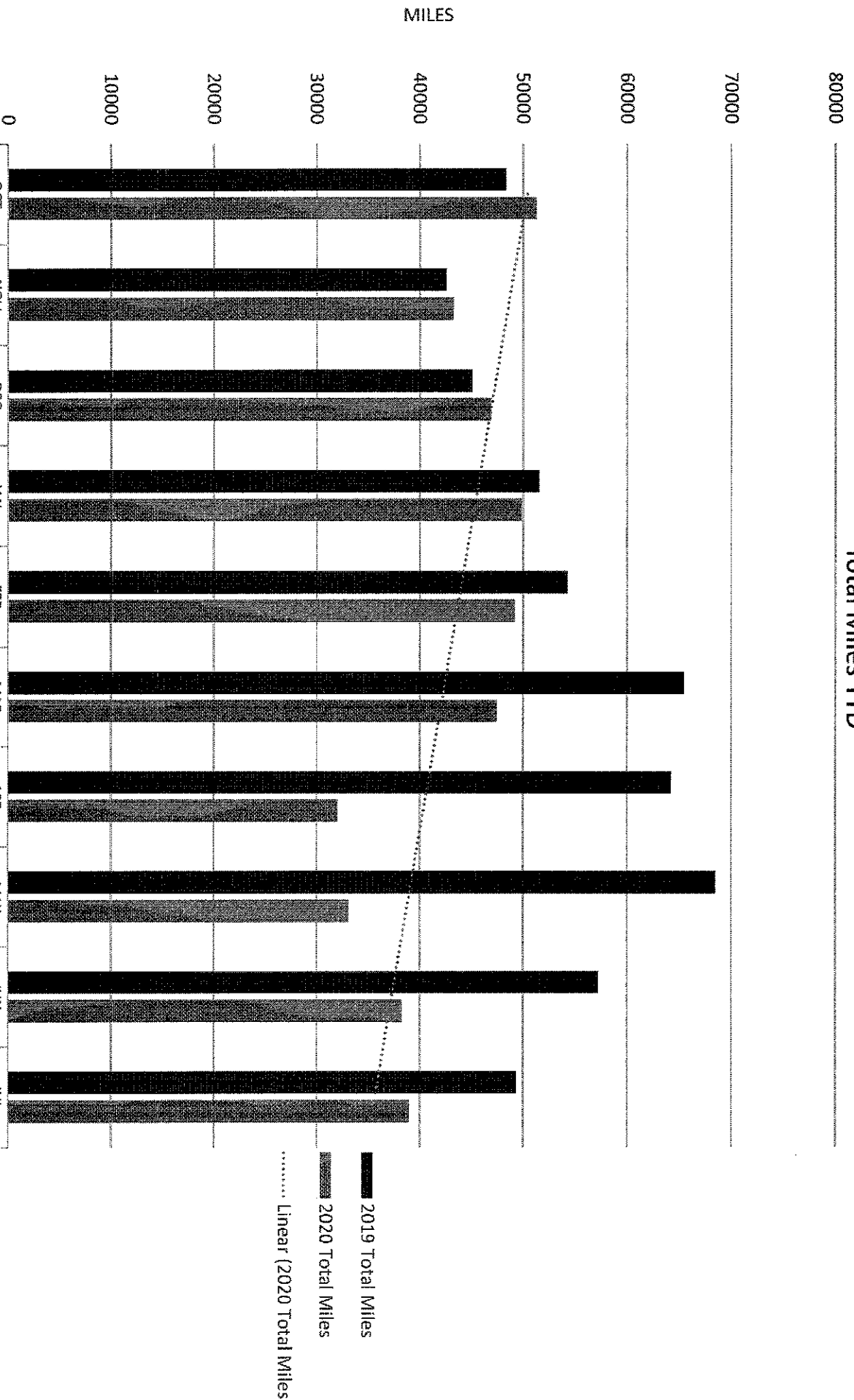
Date	LINE										VEH.	PASS/			
	Regular	Senior	Disable	Child	Sr. Dis	Total	HAUL	FUEL	MILES	/GAL.			Fuel	Miles	M/Gal
10/18	8278	1819	3864	341	668	14970	5733	5252.3	28165	5.4	4437.1	20207	4.55	4201	3.6
11/18	6719	1195	4051	266	648	12879	4231	4293.0	23460	5.5	4292.9	19132	4.46	3951	3.3
12/18	6047	741	2645	163	387	9983	1688	3753.4	29436	7.8	3429.8	15663	4.57	4289	2.3
01/19	7604	897	2538	108	336	11483	4004	4049.4	33245	8.2	4108.7	18312	4.46	4171	2.8
02/19	6308	247	1834	40	423	8852	5370	3821.4	29835	7.8	5385.0	24450	4.54	3720	2.4
03/19	7487	543	2633	127	436	11226	4039	3749.1	37093	9.9	6193.2	28384	4.58	4132	2.7
04/19	9102	1004	4068	267	491	14932	5408	3675.9	38834	10.6	5538.1	25413	4.59	4248	3.5
05/19	8026	1315	5153	313	509	15316	5529	3703.0	38368	10.4	6379.8	30141	4.72	4405	3.5
06/19	6897	1665	4117	489	474	13642	4884	3072.0	26824	8.7	6628.0	30439	4.59	3887	3.5
07/19	8220	1435	4474	505	576	15210	5721	2906.9	14067	4.8	6628.3	35288	5.32	4211	3.6
Total	74688	10861	35377	2619	4948	128493	46607	38276.4	299327	7.8	53020.9	247429	4.67	41215	3.12

### Ridership Comparison

#### Fiscal Year 2020

Date	LINE										VEH.	PASS/			
	Regular	Senior	Disable	Child	Sr. Dis	Total	HAUL	FUEL	MILES	/GAL.			Fuel	Miles	M/Gal
10/19	8329	1714	4919	339	502	15803	5189	2788.1	16381	5.9	8125.6	34939	4.30	4333	3.6
11/19	8394	1085	3479	328	476	13762	7556	2264.5	13335	5.9	7339.3	29939	4.10	3802	3.6
12/19	6033	1541	4759	369	445	13147	4840	2073.1	12131	5.9	7915.2	34831	4.4	3986	3.3
01/20	10374	1016	3684	486	422	15982	6150	2726.8	14555	5.3	8253.7	35318	4.30	4301	3.7
02/20	7532	1409	4194	391	404	13930	4290	2280.6	13811	6.1	7714.8	35366	4.60	4224	3.3
03/20	6585	1313	3106	388	360	11752	5078	1857.5	11075	6.0	7913.1	36398	4.60	4326	2.7
04/20	3609	678	1931	193	202	6613	3171	1167.2	8496	7.3	4938.2	23573	4.77	3449	1.9
05/20	3954	721	2071	155	264	7165	3437	1213.4	7188	5.9	5605.1	25914	4.62	2806	2.6
06/20	4853	881	2690	248	230	8902	4125	1684.2	10193	6.1	6181.5	28066	4.54	3264	2.7
07/20	4852	1025	2997	278	248	9400	4098	1734.7	10306	5.9	5732.0	28588	5.00	3123	3.0
08/20															
09/20															
Total	64515	11383	33830	3175	3553	116456	47934	19790.1	117471	5.9	69718.5	313032	4.49	37614	3.10
Change	-101.3%	5.2%	-15.4%	5.6%	-13.9%	-120.7%	13.2%	-18486.3%	1818.5%	1.9%	16697.6%	65.6%	-0.18%	-36.0%	-0.02%
% Change	86.4%	104.8%	95.6%	121.2%	71.8%	90.6%	102.8%	51.7%	39.2%	75.9%	131.5%	126.5%	96.2%	91.3%	99.3%


### Total Miles YTD



Month	2019 Total Miles	2020 Total Miles
OCT	48372	51320
NOV	42592	43274
DEC	45099	46962
JAN	51557	49873
FEB	54285	49177
MAR	65477	47473
APR	64247	32069
MAY	68509	33102
JUN	57263	38259
JUL	49355	38994

2019 Total Miles  
 2020 Total Miles  
 Linear (2020 Total Miles)

### RIDERSHIP COMPARISON YTD



— 2019 Total Riders  
- - - 2020 Total Riders

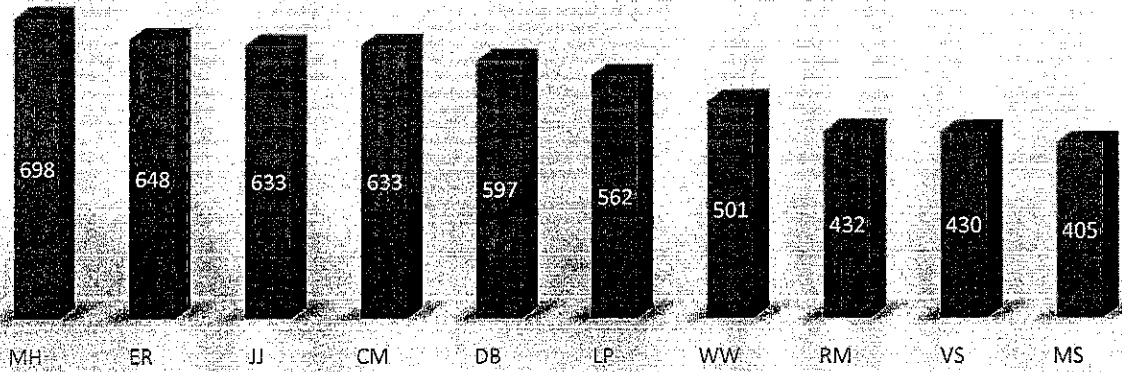
# RIDERSHIP

	2019 FY	2019 FY	2020 FY	2020 FY	2020 FY	YTD	
	Month	Year to	Month	Year to	Month	Difference	Change
	Total	Date	Total	Date	Difference	Difference	%
Oct	14,970	14,970	15,803	15,803	833	833	5.56%
Nov	12,879	27,849	13,762	29,565	883	1,716	6.16%
Dec	9,983	37,832	13,147	42,712	3,164	4,880	12.90%
Jan	11,483	49,315	15,982	58,694	4,499	9,379	19.02%
Feb	8,852	58,167	13,930	72,624	5,078	14,457	24.85%
March	11,226	69,393	11,752	84,376	526	14,983	21.59%
April	14,932	84,325	6,613	90,989	-8319	6,664	7.90%
May	15,316	99,641	7,165	98,154	-8151	-1,487	-1.49%
June	13,642	113,283	8,902	107,056	-4740	-6,227	-5.50%
July	15,210	128,493	9,400	116,456	-5810	-12,037	-9.37%
Aug							
Sept							
<b>TOTAL</b>	<b>128,493</b>	<b>128,493</b>	<b>116,456</b>	<b>116,456</b>	<b>-12,037</b>	<b>-12,037</b>	<b>-9.37%</b>

# FARES

	2019 FY	2019 FY	2020 FY	2020 FY	2020 FY	YTD	%
Month	Year to	Month	Year to	Month	Difference	Difference	Change
Total	Date	Total	Date	Difference	Difference	Change	
Oct	\$ 20,360.01	\$ 20,360.01	\$ 26,140.87	\$ 26,140.87	\$ 5,780.86	\$ 5,780.86	28.39%
Nov	\$ 22,364.93	\$ 42,724.94	\$ 17,371.76	\$ 43,512.63	\$ (4,993.17)	\$ 787.69	1.84%
Dec	\$ 16,371.88	\$ 59,096.82	\$ 23,215.30	\$ 66,727.93	\$ 6,843.42	\$ 7,631.11	12.91%
Jan	\$ 16,875.67	\$ 75,972.49	\$ 18,757.33	\$ 85,485.26	\$ 1,881.66	\$ 9,512.77	12.52%
Feb	\$ 20,647.11	\$ 96,619.60	\$ 19,521.10	\$ 105,006.36	\$ (1,126.01)	\$ 8,386.76	8.68%
March	\$ 18,102.61	\$ 114,722.21	\$ 15,973.23	\$ 120,979.59	\$ (2,129.38)	\$ 6,257.38	5.45%
April	\$ 19,345.77	\$ 134,067.98	\$ 8,985.62	\$ 129,965.21	\$ (10,360.15)	\$ (4,102.77)	-3.06%
May	\$ 21,397.02	\$ 155,465.00	\$ 8,737.93	\$ 138,703.14	\$ (12,659.09)	\$ (16,761.86)	-10.78%
June	\$ 22,823.52	\$ 178,288.52	\$ 13,071.86	\$ 151,775.00	\$ (9,751.66)	\$ (26,513.52)	-14.87%
July	\$ 18,348.48	\$ 196,637.00	\$ 12,363.96	\$ 164,138.96	\$ (5,984.52)	\$ (32,498.04)	-16.53%
Aug							
Sept							
<b>TOTAL</b>	<b>\$ 196,637.00</b>	<b>\$ 196,637.00</b>	<b>\$ 164,138.96</b>	<b>\$ 164,138.96</b>	<b>\$ (32,498.04)</b>	<b>\$ (32,498.04)</b>	<b>-16.53%</b>

## Driver of the Month JULY 2020



- |                  |        |
|------------------|--------|
| 1 M.Haywood      | 698 MH |
| 2 E.Robinson     | 648 ER |
| 3 J. Jones       | 633 JJ |
| 4 C.Modeleski    | 633 CM |
| 5 D.Bailey       | 597 DB |
| 6 L.Purnell      | 562 LP |
| 7 W.Wright       | 501 WW |
| 8 R. McKinney    | 432 RM |
| 9 V.Smith        | 430 VS |
| 10 M. Stoutmiles | 405 MS |

**TOTAL** 5539

**Average passenger per month** 554

	WEEKDAY	SATURDAY	TOTAL	LAST MONTH
BLUE	1916	208	2124	2020
BLUE JARC	680	89	769	1028
RED JARC	1103	132	1235	1186
YELLOW	98		98	98
TOTAL LINE HAULS	3797	429	4226	4332
LAST MONTH	3863	469	4332	
Difference	-66	-40	-106	

# Check Detail

## As of July 31, 2020

Date	Num	Name	Memo	Credit
<b>10101 · CHEMICAL BANK</b>				
07/02/2020	28530	AMERICAN FAMILY INSURANCE	payroll deduction	489.89
07/02/2020	28531	BILL PURVIS	Consulting 6/14-6/27/20	1,280.00
07/02/2020	28532	Colonial Life & Accidental Ins. Co	Payroll deduction	294.78
07/02/2020	28533	DONNEL KYLE	Medicare reimbursement	144.60
07/02/2020	28534	Jan P. Harper	Accounting 6/14-6/27/20	1,145.00
07/02/2020	28535	Kenneth Bragg	Medicare reimbursement	144.60
07/02/2020	28536	Mich. Municipal League Work. Comp	Quarterly premium	5,943.00
07/02/2020	28537	MISDU	Payroll deduction	563.43
07/02/2020	28538	UNION DUES	Payroll deduction	296.80
07/07/2020	28539	ADT	Monthly security	66.15
07/07/2020	28540	Car Brite Distributors	Bus washing supplies	384.90
07/07/2020	28541	HEI WIRELESS	transfer radio to staff car	563.00
07/09/2020	28542	ComCast	Internet & telephone	678.23
07/13/2020	28543	CITY OF BH	monthly water	278.88
07/13/2020	28544	ComCast	Internet & telephone	698.95
07/13/2020	28545	Hanson Beverage Co.	Water & Cooler rental	61.50
07/13/2020	28546	Indiana Michigan Power	monthly electric	1,187.42
07/13/2020	28547	Citgo	fuel wrecker	29.43
07/16/2020	28548	AMERICAN FAMILY INSURANCE	Payroll deduction	420.50
07/16/2020	28549	Colonial Life & Accidental Ins. Co	payroll deduction	294.78
07/16/2020	28550	MISDU	Payroll deduction	504.60
07/16/2020	28551	AT&T	data storage for tablets	352.50
07/16/2020	28552	Auto-Wares Group	Bus parts	853.60
07/16/2020	28553	Belle Tire	tires	1,826.06
07/16/2020	28554	BEST WAY DISPOSAL	Trash pickup	162.00
07/16/2020	28555	BILL PURVIS	Consulting 6/28-7/11/20	640.00
07/16/2020	28556	D&S Heavy Duty & Trailer Repair	bus maintenance	3,479.58
07/16/2020	28557	Jan P. Harper	Consulting 6/28-7/11/20	825.00
07/16/2020	28558	O'Reilly Auto Parts	parts for buses	486.25
07/16/2020	28559	THAYER	cleaning supplies	269.62
07/16/2020	28560	UniFirst Corp. 099	rug rental	383.99
07/20/2020	28561	Champion Housing Company	repair bus shelter	982.50
07/28/2020	28562	CITY PLUMBING	AC repair	398.00
07/28/2020	28563	Delta Dental	prepaid dental	1,631.98
07/28/2020	28564	Fence Masters	fence repair on lot	1,998.86
07/28/2020	28565	LOUIS GELDER & SONS	parts for mower	384.97
07/28/2020	28566	PARRETT BUSINESS	copier contract	22.06
07/28/2020	28567	Priority Health	prepaid health	18,971.58
07/28/2020	28568	Standard Insurance Company	prepaid life	810.11
07/28/2020	28569	STAPLES	office supplies	690.24
07/28/2020	28570	TCA-SynerTech, LLC		1,634.39
07/28/2020	28571	WSJM Tower Operations	Tower rental voice disp...	545.28
07/30/2020	28572	AMERICAN FAMILY INSURANCE	Payroll deduction	420.50
07/30/2020	28573	BILL PURVIS	consulting 7/12-7/25/20	1,440.00
07/30/2020	28574	Colonial Life & Accidental Ins. Co	payroll deduction	294.78
07/30/2020	28575	Jan P. Harper	consulting 7/12-7/25/20	1,245.00
07/30/2020	28576	MISDU	payroll deduction	504.60
07/30/2020	28577	TCA-SynerTech, LLC		9,132.97
Total 10101 · CHEMICAL BANK				65,856.86
<b>TOTAL</b>				<b>65,856.86</b>

Chairpersons Approval

Date

**TWIN CITIES AREA TRANSPORTATION AUTHORITY**  
**Purchases by Vendor Detail**  
July 2020

Memo	Amount
<b>ADT</b>	
503072 security	31.00
503072 security	66.15
Total ADT	97.15
<b>ALL CITIES OCCUPATIONAL</b>	
503991	248.00
Total ALL CITIES OCCUPATIONAL	248.00
<b>Arndt's Auto Service</b>	
503032 Maintenance Service	250.00
503032 Maintenance Service	250.00
503032 Maintenance Service	250.00
503032 Maintenance Service	250.00
Total Arndt's Auto Service	1,000.00
<b>AT&amp;T</b>	
503031 Operation Service	352.50
Total AT&T	352.50
<b>Auto-Wares Group</b>	
504032 Maintenance Supplies	120.49
Total Auto-Wares Group	120.49
<b>Belle Tire</b>	
504021 operations tires	1,730.00
Total Belle Tire	1,730.00
<b>BEST WAY DISPOSAL</b>	
503992 sanitation	162.00
Total BEST WAY DISPOSAL	162.00
<b>BILL PURVIS</b>	
Consulting Service 503993	640.00
Consulting Service 503993	1,440.00
Total BILL PURVIS	2,080.00
<b>Car Brite Distributors</b>	
504032 Maintenance Supplies	249.75
Total Car Brite Distributors	249.75
<b>Citgo</b>	
504012 maintenance fuel	54.10
Total Citgo	54.10
<b>CITY OF BH</b>	
505043 Administration Water	77.03
505042 Maintenance Water	497.75
505041 Operations water	17.78
Total CITY OF BH	592.56
<b>CITY PLUMBING</b>	
503032 Maintenance Service	398.00
503032 Maintenance Service	188.00
Total CITY PLUMBING	586.00



**TWIN CITIES AREA TRANSPORTATION AUTHORITY**  
**Purchases by Vendor Detail**  
July 2020

Memo	Amount
<b>ComCast</b>	
503033 Administration Service	174.85
505053 administration telephone	157.23
505051 operations telephone	366.87
Total ComCast	698.95
<b>CRYSTAL SPRINGS</b>	
504033 Administration Supplies	191.50
Total CRYSTAL SPRINGS	191.50
<b>D&amp;S Heavy Duty &amp; Trailer Repair</b>	
503032 Maintenance Service	10,178.90
Total D&S Heavy Duty & Trailer Repair	10,178.90
<b>Delta Dental</b>	
10403 prepaid health	1,631.98
Total Delta Dental	1,631.98
<b>Fence Masters</b>	
503032 Maintenance Service	1,998.86
Total Fence Masters	1,998.86
<b>Hanson Beverage Co.</b>	
512123 rental administration	10.00
503033 Administration Service	45.25
Total Hanson Beverage Co.	55.25
<b>Indiana Michigan Power</b>	
505022 Electric - Maintenance	1,235.97
505021 Electric - Operation	44.14
505023 - Electric - Administration	191.28
Total Indiana Michigan Power	1,471.39
<b>Jan P. Harper</b>	
Consulting Service 503993	825.00
Consulting Service 503993	1,245.00
Total Jan P. Harper	2,070.00
<b>LOUIS GELDER &amp; SONS</b>	
504032 Maintenance Supplies	384.97
Total LOUIS GELDER & SONS	384.97
<b>Mich. Transit Pool - Liability Trust Fund</b>	
10401 prepaid vehicle insurance	16,825.00
Total Mich. Transit Pool - Liability Trust Fund	16,825.00
<b>Orkin</b>	
503032 Maintenance Service	102.66
503032 Maintenance Service	102.66
Total Orkin	205.32
<b>PARRETT BUSINESS</b>	
503053 Contract maintenance for administration	22.06
Total PARRETT BUSINESS	22.06
<b>Petro Tank &amp; Line Testing LLC</b>	
503032 Maintenance Service	841.70
Total Petro Tank & Line Testing LLC	841.70

**TWIN CITIES AREA TRANSPORTATION AUTHORITY**  
**Purchases by Vendor Detail**  
July 2020

Memo	Amount
<b>Priority Health</b>	
10403 prepaid health	18,971.58
<b>Total Priority Health</b>	18,971.58
<b>RAPID PRINT</b>	
504033 Administration Supplies	98.94
<b>Total RAPID PRINT</b>	98.94
<b>Southwest Michigan Planning Commission</b>	
New Freedom Program Contract Expenses	16,219.52
<b>Total Southwest Michigan Planning Commission</b>	16,219.52
<b>Standard Insurance Company</b>	
10403 prepaid health	810.11
<b>Total Standard Insurance Company</b>	810.11
<b>STAPLES</b>	
504033 Administration Supplies	690.24
<b>Total STAPLES</b>	690.24
<b>TCA-SynerTech, LLC</b>	
503033 Administration Service	4,246.17
503033 Administration Service	429.39
503033 Administration Service	1,205.00
503033 Administration Service	132.39
503033 Administration Service	1,042.20
503033 Administration Service	975.57
503033 Administration Service	318.12
503033 Administration Service	1,213.75
503033 Administration Service	50.84
503033 Administration Service	743.75
503033 Administration Service	367.12
503033 Administration Service	915.26
503033 Administration Service	2,182.72
503033 Administration Service	32.50
503033 Administration Service	1,158.75
<b>Total TCA-SynerTech, LLC</b>	15,013.53
<b>THAYER</b>	
504032 Maintenance Supplies	891.50
<b>Total THAYER</b>	891.50
<b>UniFirst Corp. 099</b>	
512122 maintenance rental	378.15
<b>Total UniFirst Corp. 099</b>	378.15
<b>WSJM Tower Operations</b>	
512121 operations rental	545.28
<b>Total WSJM Tower Operations</b>	545.28
<b>TOTAL</b>	<b>97,467.28</b>

**TWIN CITIES AREA TRANSPORTATION AUTHORITY**

**Unpaid Bills Detail**

As of July 31, 2020

Type	Date	Num	Due Date	Aging	Open Balance
Belle Tire Bill	07/31/2020	16998	07/31/2020		1,730.00
Total Belle Tire					1,730.00
<b>BEST WAY DISPOSAL</b> Bill	07/31/2020	17002	07/31/2020		162.00
Total BEST WAY DISPOSAL					162.00
<b>D&amp;S Heavy Duty &amp; Trailer Repair</b> Bill	07/31/2020	16982	07/31/2020		10,178.90
Total D&S Heavy Duty & Trailer Repair					10,178.90
<b>Hanson Beverage Co.</b> Bill	07/31/2020	16980	07/31/2020		55.25
Total Hanson Beverage Co.					55.25
<b>Mich. Transit Pool - Liability Trust Fund</b> Bill	07/22/2020	16960	08/24/2020		16,825.00
Total Mich. Transit Pool - Liability Trust Fund					16,825.00
<b>Orkin</b> Bill	07/24/2020	17004	07/24/2020	7	102.66
Total Orkin					102.66
<b>TCA-SynerTech, LLC</b> Bill	07/02/2020	16965	07/02/2020	29	4,246.17
Total TCA-SynerTech, LLC					4,246.17
<b>THAYER</b> Bill	07/31/2020	17006	07/31/2020		891.50
Total THAYER					891.50
<b>UniFirst Corp. 099</b> Bill	07/27/2020	6990	07/27/2020	4	378.15
Total UniFirst Corp. 099					378.15
<b>TOTAL</b>					<b>34,569.63</b>



**Twin Cities Area Transportation Authority**  
**(269) 927-2268 • Fax (269) 927-2310**

275 East Wall Street, P.O. Box 837, Benton Harbor, MI 49023

## CHEMICAL BANK DEBIT CARD ACTIVITY

7/01 to 7/31/2020

Debit Card Amounts

VENDORS

FAMILY DOLLAR	\$	25.18
HOME DEPOT	\$	74.62
GOODWILL	\$	100.70
BP (GRAND RAPIDS)	\$	31.69
MEIJER	\$	33.26
LOWES	\$	213.24
AMAZON	\$	233.78
WALMART	\$	26.37
USPS	\$	8.80
HARMON AUTO GLASS	\$	269.01
JOY FACTORY	\$	1,429.08
SECRETARY OF STATE	\$	28.41
PYRAMID TECHNOLOGIES	\$	28.65
	\$	-
<b>TOTAL DEBIT CARD ACTIVITIES</b>	<b>\$</b>	<b>2,502.79</b>

July 2020 Debit Card Purchases

**TJ CARD**

**Total: \$569.75**

Family Dollar	\$25.18	Bleach
Home Depot	\$74.62	Light Bulbs
Goodwill	\$100.70	Face Shields
Meijer	\$22.13	Cleaning Supplies (Maint.)
	\$11.13	Bags for Disinfectant Wipes
Harmon Auto Glass	\$269.01	2 Frames Repaired
Lowe's	\$66.98	Bed Bug Foggers, Broom for Maint.

**DESHA CARD**

**Total: \$1,933.04**

Lowe's	\$31.72	Shower Curtains, Tape
	\$103.96	Ceiling Tiles, Pry Bar Set
	\$10.58	Bed Bug Fogger
Amazon	\$25.99	Bluetooth Speaker (Admin)
	\$7.99	Protection Plan
	\$199.80	Face Masks
USPS	\$8.80	Board Packets
BP (Grand Rapids, MI)	\$31.69	Diesel
Walmart	\$26.37	Canister Set for Sugar, Creamer
Pyramid Technologies	\$28.65	Ink Ribbon for Timeclock
Joy Factory	\$1,429.08	Tablet Cases
Secretary of State	\$28.41	New Plate (Admin)



**Twin Cities Area Transportation Authority**  
**(269) 927-2268 • Fax (269) 927-2310**

275 East Wall Street, P.O. Box 837, Benton Harbor, MI 49023

## CHEMICAL AUTOMATIC CLEARING HOUSE

DATE	FUEL	PRICE PER/GL	TOTAL AMOUNT
7/3/2020	CRYSTAL FLASH PROPANE	1.209	\$ 1,278.10
7/6/2020	CRYSTAL FLASH PROPANE	1.169	\$ 1,016.60
7/13/2020	CRYSTAL FLASH PROPANE	1.159	\$ 885.91
7/17/2020	CRYSTAL FLASH PROPANE	1.169	\$ 971.05
7/20/2020	CRYSTAL FLASH PROPANE	1.169	\$ 930.78
7/25/2020	CRYSTAL FLASH PROPANE	1.159	\$ 1,057.95
7/27/2020	CRYSTAL FLASH PROPANE	1.159	\$ 725.16
7/31/2020	CRYSTAL FLASH PROPANE	1.159	\$ 753.21

Total

\$ 7,618.76



**Twin Cities Area Transportation Authority**  
**(269) 927-2268 • Fax (269) 927-2310**

275 East Wall Street, P.O. Box 837, Benton Harbor, MI 49023

## PETTY CASH

Prepared by Jan Harper

DATE	DESCRIPTION OF ITEMS	Debit	Credit	Balance
1-Jul	Balance			\$ 200.00
15-Jul	Stamps	\$ 60.00		\$ 140.00
20-Jul	Maintenance Supplies	\$ 12.72		\$ 127.28
		\$ -		\$ 127.28
				\$ 127.28
				\$ 127.28
				\$ 127.28

Gas	\$ -
Farebox	\$ -
Ofc supplies	\$ 60.00
Maint supplies	\$ 12.72
Admin Meeting	\$ -
<b>Total</b>	<b>\$ 72.72</b>

## TWIN CITIES AREA TRANSPORTATION AUTHORITY

## Trial Balance

As of July 31, 2020

Accrual Basis

	Jul 31, 20	
	Debit	Credit
Chemical Money Market Acct.#5	0.00	
Fifth Third Bank Checking Acct	0.00	
10101 · CHEMICAL BANK	285,225.06	
10103 · OVER / SHORTAGE	0.00	
10105 · CHEMICAL BANK MONEY MARKET	0.00	
10107 · FIFTH THIRD BANK-MONEY MARKET	0.00	
10109 · FIFTH THIRD BANK - Line of Cred	0.00	
1200 · ACCOUNTS RECEIVABLE	754.25	
10102 · PETTY CASH	230.00	
10201 · DUE FROM BH MILLAGE		32,201.70
10202 · DUE FROM BH OPER.	0.00	
10204 · DUE FROM PAYROLL PROCESSOR	0.00	
10205 · DUE FROM FED - OPER	110,407.00	
10206 · Due From FED - CMAQ	0.00	
10211 · DUE FROM STATE - CAPITAL	170.00	
10212 · DUE FROM FED - CAPITAL	680.00	
10213 · Due from State - Capital Exp	0.00	
10214 · Due from Fed - Capital Exp	0.00	
10215 · Due from State JARC blue	135,390.00	
10216 · Due from State JARC Red	191,818.00	
10218 · Due from U of M (NSF) Grant	0.00	
10219 · DUE FROM STATE NEW SERVICE	0.00	
10220 · DUE FROM ST. OPER	591.00	
10221 · New Freedom Receivable	16,219.52	
10222 · DUE FROM STATE MARKETING	0.00	
10223 · DUE FROM WORKMAN COMP	0.00	
10224 · DUE FROM BANK	0.00	
10225 · DUE FROM EMPLOYEE	0.00	
10226 · DUE FROM VENDOR	0.00	
10227 · ALLOWANCE FOR DOUBTFUL ACCOUNTS	0.00	
10302 · FUEL INVENTORY	8,327.43	
10303 · Inventory Tires	0.00	
10401 · PREPAID VEHICLE INS.	23,597.18	
10402 · PREPAID WORKER COMP	3,962.00	
10403 · PREPAID HEALTH INS.	21,413.67	
10404 · PREPAID SECURITY INS	0.00	
10405 · PREPAID BUILDING INSURANCE	8,815.77	
10409 · PREPAID EXPENSE-OTHER	0.00	
1120 · Inventory Asset	0.00	
111011 · LAND	80,715.20	
111012 · FACILITY	1,739,794.06	
111012 · FACILITY:Original Cost	0.00	
111012 · FACILITY:111031 · Depreciation		1,625,651.39
111012 · FACILITY:111045 · Depreciation -local share	0.00	
111013 · REVENUE VEHICLES	2,087,502.71	
111013 · REVENUE VEHICLES:Original Cost	0.00	
111013 · REVENUE VEHICLES:111032 · Depreciation revenue vehicles		985,982.55
111013 · REVENUE VEHICLES:111041 · LOCAL CONTRIBUTION	0.00	
111014 · WRECKER/ OTHER VEHICLES	211,677.00	
111014 · WRECKER/ OTHER VEHICLES:Original Cost	0.00	
111014 · WRECKER/ OTHER VEHICLES:111033 · Depreciation		126,561.00
111015 · EQUIPMENT	528,463.09	
111015 · EQUIPMENT:Original Cost	0.00	
111015 · EQUIPMENT:111034 · Depreciation		350,579.91
111016 · OFFICE EQUIPMENT	0.00	
111016 · OFFICE EQUIPMENT:Original Cost	0.00	
111016 · OFFICE EQUIPMENT:111035 · Depreciation	0.00	
111017 · RADIOS	0.00	
111017 · RADIOS:Original Cost	0.00	
111017 · RADIOS:111036 · Depreciation	0.00	
111020 · SUPERVISORS VEHICLE	0.00	
111020 · SUPERVISORS VEHICLE:Original Cost	0.00	
111020 · SUPERVISORS VEHICLE:111038 · Depreciation	0.00	
111020 · SUPERVISORS VEHICLE:111047 · Depreciation - local share	0.00	



## TWIN CITIES AREA TRANSPORTATION AUTHORITY

## Trial Balance

As of July 31, 2020

Accrual Basis

	Jul 31, 20	
	Debit	Credit
111021 · GARAGE FLOOR WASHER	0.00	
111021 · GARAGE FLOOR WASHER:Original Cost	0.00	
111021 · GARAGE FLOOR WASHER:111039 · Depreciation	0.00	
111022 · ADA EQUIPMENT	0.00	
111022 · ADA EQUIPMENT:Original Cost	0.00	
111022 · ADA EQUIPMENT:111040 · Depreciation	0.00	
111023 · VENDING MACHINES	0.00	
111023 · VENDING MACHINES:Original Cost	0.00	
111023 · VENDING MACHINES:111042 · Depreciation	0.00	
111024 · ASSOCIATED CAPITAL	0.00	
111024 · ASSOCIATED CAPITAL:Original Cost	0.00	
111024 · ASSOCIATED CAPITAL:111043 · Depreciation	0.00	
111025 · WRECKER REHAB:Original Cost	0.00	
111025 · WRECKER REHAB:111044 · Depreciation	0.00	
111026 · Automatic Vehicle Locator	0.00	
111026 · Automatic Vehicle Locator:111048 · Depreciation of AVL	0.00	
111027 · Bike Racks	6,520.00	
111027 · Bike Racks:111049 · Depreciation bike rack	0.00	
111028 · Mobile Surveillance Camera	0.00	
111028 · Mobile Surveillance Camera:111050 · Depreciation Mobile Surveillanc	0.00	
111029 · Bus Shelters	0.00	
111029 · Bus Shelters:111052 · Depreciation Bus Shelters	0.00	
111030 · Dispatch Computer System	0.00	
111030 · Dispatch Computer System:111053 · Depreciation Dispatch Comp Sys	0.00	
2000 · Accounts Payable		56,735.99
20201 · ACCRUED PAYROLL	0.00	
20206 · ACCRUED FRINGE PAYABLE	0.00	
20207 · Accrued Expenses	0.00	
20211 · PAYROLL WITHHOLDING		10,424.93
20215 · Employer taxes Payable		3,651.64
20218 · MISCELLANIOUS PAYABLE		1.00
20506 · DUE TO FED	0.00	
20507 · DUE TO VENETIAN FESTIVAL -FARE	0.00	
20508 · DUE TO EMPLOYEE	0.00	
20509 · Due to State -overpaid operatin	0.00	
20510 · Due to Customer	0.00	
20511 · Due to SEP	0.00	
21101 · ADVANCE LOCAL GOV	0.00	
21102 · ADVANCE LOCAL MILLAGE	0.00	
21104 · ADVANCES STATE GOVER.		180,372.00
21106 · Accrued Sick Days		17,344.08
21108 · Accrued Vacation Pay		33,696.92
3000 · Opening Bal Equity	0.00	
30400 · Contributed Capital -	0.00	
30401 · Contributed Capital - Federal	0.00	
30402 · Contributed Capital State	0.00	
30404 · Contribute Capital Local	0.00	
30501 · Closing depr	0.00	
3900 · Retained Earnings		1,891,425.44
40101 · FAREBOX		128,101.92
40102 · Punch Cards White		1,800.00
40103 · Fare box coin over and short	86.23	
40104 · Punch Cards Blue		5,815.50
40199 · FARES-TOKENS		824.00
40603 · AUX REV - ADVERTISING		2,250.00
40799 · Other Non Transit Revenue		6,871.25
40801 · LOCAL SUBSIDY - MILLAGE		95,254.60
409991 · Punch Card white - local match		450.00
409992 · Punch Card Blue - Local Match		9,452.00
409993 · Tokes - Local Match		17,097.00
41101 · STATE SUBSIDY - OPER		616,260.00
411012 · JARC Blue oper		144,985.00
411013 · JARC Red Operating		182,223.00
41150 · State Capital Grant		23,359.71

## TWIN CITIES AREA TRANSPORTATION AUTHORITY

## Trial Balance

As of July 31, 2020

Accrual Basis

	Jul 31, 20	
	Debit	Credit
41201 · Prior Year Adj -St,Fed.&Local		147,393.00
41301 · FEDERAL SUBSIDY - OPER		289,450.00
41302 · FEDERAL CARES ACT-OPER		284,286.00
41305 · New Freedom Program Grant		22,660.86
41310 · U of M (NSF) Grant # 1821347		49,377.00
41350 · Federal Capital Grant		93,441.00
41401 · INTEREST INCOME		641.72
501011 · OPERATORS WAGES	568,431.16	
501021 · OTHER WAGES - OPER	94,524.13	
501022 · OTHER WAGES - MAINT	92,331.29	
501023 · OTHER WAGES - ADMIN	147,920.89	
501031 · DISPATCHERS WAGES	74,292.13	
502031 · HEALTH INS - OPER	160,659.78	
502032 · HEALTH INS - MAINT	11,856.59	
502033 · HEALTH INSURANCE ADMIN	51,967.29	
502041 · SS & MED OPER	61,364.12	
502042 · SS & MED MAINT	7,449.04	
502043 · SS & MED ADMIN	11,965.31	
502071 · UNEMPLOYMENT - OPER	8,221.91	
502072 · UNEMPLOYMENT - MAINT	893.03	
502073 · UNEMPLOYMENT - ADMIN	1,084.88	
502081 · WORKERS COMP OPER	27,538.45	
502082 · WORKERS COMP MAINT	3,172.19	
502083 · WORKERS COMP ADMIN	3,193.36	
502091 · SICK LEAVE -OPER	18,485.85	
502092 · SICK LEAVE -MAINT.	415.96	
502093 · SICK LEAVE -ADMIN	1,520.80	
502101 · HOLIDAY - OPER	14,151.20	
502102 · HOLIDAY - MAINT	901.00	
502103 · HOLIDAY - ADMIN	732.80	
502111 · VACATION -OPER	18,449.03	
502112 · VACATION - MAINT	1,683.36	
502113 · VACATION - ADMIN	3,625.12	
502141 · OTHER FRINGE OPER	3,900.00	
502142 · OTHER FRINGE MAINT	300.00	
502143 · OTHER FRINGE ADMIN	500.00	
503023 · ADVERTISING FEES	2,159.94	
503031 · SERVICE OPER	21,831.82	
503032 · SERVICE MAINT	88,955.17	
503033 · SERVICE ADMIN	50,618.71	
503051 · CONTRACT MAINT OPER	419.00	
503052 · CONTRACT MAINT	0.00	
503053 · CONTRACT MAINT ADMIN	2,073.41	
503072 · SECURITY SERVICE	719.00	
503990 · NEW FREEDOM PROG CONTRACT	22,660.86	
503991 · DRUG TESTING OPER	2,509.00	
503992 · OTHER SERVICE	1,245.00	
503993 · OTHER SERVICE ADMIN	52,594.95	
504011 · FUEL OPER	133,310.08	
504012 · FUEL MAINT	3,646.28	
504013 · FUEL ADMIN	937.95	
504021 · TIRES	14,369.43	
504031 · SUPPLIES OPER	6,441.39	
504032 · SUPPLIES MAINT	36,183.72	
504033 · SUPPLIES ADMIN	15,623.23	
505021 · ELECTRIC OPER	337.48	
505022 · ELECTRIC MAINT	9,448.77	
505023 · ELECTRIC ADMIN	1,462.30	
505031 · GAS SERVICE OPER	265.30	
505032 · GAS SERVICE MAINT	7,428.58	
505033 · GAS SERVICE ADMIN	1,346.57	
505041 · WATER OPER	177.23	
505042 · WATER MAINT	4,962.77	
505043 · WATER ADMIN	750.79	

## TWIN CITIES AREA TRANSPORTATION AUTHORITY

## Trial Balance

As of July 31, 2020

Accrual Basis

	Jul 31, 20	
	Debit	Credit
505051 · TELEPHONE OPER	2,627.90	
505053 · TELEPHONE ADMIN	864.15	
506031 · BUS INSURANCE OPER	78,336.49	
506033 · CAR INS	0.00	
506043 · BUILDING INS	7,783.13	
507003 · TAXES AND FEES	126.12	
509013 · DUES	1,312.10	
509021 · TRAVEL OPER	1,435.00	
509023 · TRAVEL ADMIN	1,514.01	
509141 · Obsolete DRUG TESTING OPER	0.00	
509991 · OTHER MISC OPER	14.00	
509993 · OTHER MISC ADMIN	41.00	
511023 · INTEREST EXPENSE	194.56	
512121 · RENTAL OPER	3,816.96	
512122 · RENTAL MAINT	1,914.12	
512123 · RENTAL ADMIN	274.00	
TOTAL	<u>7,436,622.11</u>	<u>7,436,622.11</u>

**TWIN CITIES AREA TRANSPORTATION AUTHORITY**

**Profit & Loss**

October 2019 through July 2020

	<u>Oct '19 - Jul 20</u>
<b>Ordinary Income/Expense</b>	
<b>Income</b>	
40101 · FAREBOX	128,101.92
40102 · Punch Cards White	1,800.00
40103 · Fare box coin over and short	-86.23
40104 · Punch Cards Blue	5,815.50
40199 · FARES-TOKENS	824.00
40603 · AUX REV - ADVERTISING	2,250.00
40799 · Other Non Transit Revenue	6,871.25
40801 · LOCAL SUBSIDY - MILLAGE	95,254.60
409991 · Punch Card white - local match	450.00
409992 · Punch Card Blue - Local Match	9,452.00
409993 · Tokes - Local Match	17,097.00
41101 · STATE SUBSIDY - OPER	616,260.00
411012 · JARC Blue oper	144,985.00
411013 · JARC Red Operating	182,223.00
41150 · State Capital Grant	23,359.71
41201 · Prior Year Adj -St,Fed.&Local	147,393.00
41301 · FEDERAL SUBSIDY - OPER	289,450.00
41302 · FEDERAL CARES ACT-OPER	284,286.00
41305 · New Freedom Program Grant	22,660.86
41310 · U of M (NSF) Grant # 1821347	49,377.00
41350 · Federal Capital Grant	93,441.00
41401 · INTEREST INCOME	641.72
<b>Total Income</b>	<u>2,121,907.33</u>
<b>Gross Profit</b>	2,121,907.33
<b>Expense</b>	
501011 · OPERATORS WAGES	568,431.16
501021 · OTHER WAGES - OPER	94,524.13
501022 · OTHER WAGES - MAINT	92,331.29
501023 · OTHER WAGES - ADMIN	147,920.89
501031 · DISPATCHERS WAGES	74,292.13
502031 · HEALTH INS - OPER	160,659.78
502032 · HEALTH INS - MAINT	11,856.59
502033 · HEALTH INSURANCE ADMIN	51,967.29
502041 · SS & MED OPER	61,364.12
502042 · SS & MED MAINT	7,449.04
502043 · SS & MED ADMIN	11,965.31
502071 · UNEMPLOYMENT - OPER	8,221.91
502072 · UNEMPLOYMENT - MAINT	893.03
502073 · UNEMPLOYMENT - ADMIN	1,084.88
502081 · WORKERS COMP OPER	27,538.45
502082 · WORKERS COMP MAINT	3,172.19
502083 · WORKERS COMP ADMIN	3,193.36
502091 · SICK LEAVE -OPER	18,485.85
502092 · SICK LEAVE -MAINT.	415.96
502093 · SICK LEAVE -ADMIN	1,520.80
502101 · HOLIDAY - OPER	14,151.20
502102 · HOLIDAY - MAINT	901.00
502103 · HOLIDAY - ADMIN	732.80
502111 · VACATION -OPER	18,449.03
502112 · VACATION - MAINT	1,683.36
502113 · VACATION - ADMIN	3,625.12
502141 · OTHER FRINGE OPER	3,900.00
502142 · OTHER FRINGE MAINT	300.00
502143 · OTHER FRINGE ADMIN	500.00
503023 · ADVERTISING FEES	2,159.94
503031 · SERVICE OPER	21,831.82

**TWIN CITIES AREA TRANSPORTATION AUTHORITY**  
**Profit & Loss**  
October 2019 through July 2020

	Oct '19 - Jul 20
503032 · SERVICE MAINT	88,955.17
503033 · SERVICE ADMIN	50,618.71
503051 · CONTRACT MAINT OPER	419.00
503052 · CONTRACT MAINT	0.00
503053 · CONTRACT MAINT ADMIN	2,073.41
503072 · SECURITY SERVICE	719.00
503990 · NEW FREEDOM PROG CONTRACT	22,660.86
503991 · DRUG TESTING OPER	2,509.00
503992 · OTHER SERVICE	1,245.00
503993 · OTHER SERVICE ADMIN	52,594.95
504011 · FUEL OPER	133,310.08
504012 · FUEL MAINT	3,646.28
504013 · FUEL ADMIN	937.95
504021 · TIRES	14,369.43
504031 · SUPPLIES OPER	6,441.39
504032 · SUPPLIES MAINT	36,183.72
504033 · SUPPLIES ADMIN	15,623.23
505021 · ELECTRIC OPER	337.48
505022 · ELECTRIC MAINT	9,448.77
505023 · ELECTRIC ADMIN	1,462.30
505031 · GAS SERVICE OPER	265.30
505032 · GAS SERVICE MAINT	7,428.58
505033 · GAS SERVICE ADMIN	1,346.57
505041 · WATER OPER	177.23
505042 · WATER MAINT	4,962.77
505043 · WATER ADMIN	750.79
505051 · TELEPHONE OPER	2,627.90
505053 · TELEPHONE ADMIN	864.15
506031 · BUS INSURANCE OPER	78,336.49
506033 · CAR INS	0.00
506043 · BUILDING INS	7,783.13
507003 · TAXES AND FEES	126.12
509013 · DUES	1,312.10
509021 · TRAVEL OPER	1,435.00
509023 · TRAVEL ADMIN	1,514.01
509141 · Obsolete DRUG TESTING OPER	0.00
509991 · OTHER MISC OPER	14.00
509993 · OTHER MISC ADMIN	41.00
511023 · INTEREST EXPENSE	194.56
512121 · RENTAL OPER	3,816.96
512122 · RENTAL MAINT	1,914.12
512123 · RENTAL ADMIN	274.00
	1,974,262.94
Total Expense	
Net Ordinary Income	147,644.39
Net Income	147,644.39

Total Eligible Expenses	\$1,591,236.60
State Reimbursement Rate for 2020	36.79%
State of Michigan Subsidy Based on Expenses	<u>\$585,415.95</u>
State Revenue Recorded(41101)	<u>\$616,260.00</u>
Over/Under payment	\$30,844.05
Net Income from Profit & Loss Statement	<u>\$147,644.39</u>
State Adjustment	\$30,844.05
Income from Capital	\$116,800.71
Income from Refunds	<u>\$0.00</u>
Total Reduction in Income	<u>\$147,644.76</u>
<b>Net Income After Adjustments</b>	<b><u>(\$0.37)</u></b>

## TWIN CITIES AREA TRANSPORTATION AUTHORITY

## Balance Sheet

As of August 19, 2020

Accrual Basis

	Aug 19, 20
<b>ASSETS</b>	
<b>Current Assets</b>	
Checking/Savings	
10101 · CHEMICAL BANK	276,610.95
Total Checking/Savings	276,610.95
Accounts Receivable	
1200 · ACCOUNTS RECEIVABLE	617.00
Total Accounts Receivable	617.00
<b>Other Current Assets</b>	
10102 · PETTY CASH	230.00
10201 · DUE FROM BH MILLAGE	-32,201.70
10205 · DUE FROM FED - OPER	110,407.00
10211 · DUE FROM STATE - CAPITAL	170.00
10212 · DUE FROM FED - CAPITAL	680.00
10215 · Due from State JARC blue	135,390.00
10216 · Due from State JARC Red	191,818.00
10220 · DUE FROM ST. OPER	591.00
10302 · FUEL INVENTORY	8,327.43
10401 · PREPAID VEHICLE INS.	23,597.18
10402 · PREPAID WORKER COMP	9,905.00
10403 · PREPAID HEALTH INS.	23,009.77
10405 · PREPAID BUILDING INSURANCE	8,815.77
Total Other Current Assets	480,739.45
Total Current Assets	757,967.40
<b>Fixed Assets</b>	
111011 · LAND	80,715.20
111012 · FACILITY	
111031 · Depreciation	-1,625,651.39
111012 · FACILITY - Other	1,739,794.06
Total 111012 · FACILITY	114,142.67
111013 · REVENUE VEHICLES	
111032 · Depreciation revenue vehicles	-985,982.55
111013 · REVENUE VEHICLES - Other	2,087,502.71
Total 111013 · REVENUE VEHICLES	1,101,520.16
111014 · WRECKER/ OTHER VEHICLES	
111033 · Depreciation	-126,561.00
111014 · WRECKER/ OTHER VEHICLES - Other	211,677.00
Total 111014 · WRECKER/ OTHER VEHICLES	85,116.00
111015 · EQUIPMENT	
111034 · Depreciation	-350,579.91
111015 · EQUIPMENT - Other	528,463.09
Total 111015 · EQUIPMENT	177,883.18
111027 · Bike Racks	6,520.00
Total Fixed Assets	1,565,897.21
<b>TOTAL ASSETS</b>	<b>2,323,864.61</b>
<b>LIABILITIES &amp; EQUITY</b>	
<b>Liabilities</b>	
<b>Current Liabilities</b>	
Accounts Payable	
2000 · Accounts Payable	43,131.32
Total Accounts Payable	43,131.32

## TWIN CITIES AREA TRANSPORTATION AUTHORITY

## Balance Sheet

As of August 19, 2020

Accrual Basis

	Aug 19, 20
Other Current Liabilities	
20211 · PAYROLL WITHHOLDING	8,992.02
20215 · Employer taxes Payable	3,651.64
20218 · MISCELLANIOUS PAYABLE	1.00
21104 · ADVANCES STATE GOVER.	180,372.00
<b>Total Other Current Liabilities</b>	<b>193,016.66</b>
<b>Total Current Liabilities</b>	<b>236,147.98</b>
Long Term Liabilities	
21106 · Accrued Sick Days	17,344.08
21108 · Accrued Vacation Pay	33,696.92
<b>Total Long Term Liabilities</b>	<b>51,041.00</b>
<b>Total Liabilities</b>	<b>287,188.98</b>
Equity	
3900 · Retained Earnings	1,891,425.44
Net Income	145,250.19
<b>Total Equity</b>	<b>2,036,675.63</b>
<b>TOTAL LIABILITIES &amp; EQUITY</b>	<b>2,323,864.61</b>



**TWIN CITIES AREA TRANSPORTATION AUTHORITY**  
**Profit & Loss Prev Year Comparison**  
October 2019 through July 2020

	Oct '19 - Jul 20	Oct '18 - Jul 19	\$ Change	% Change
<b>Ordinary Income/Expense</b>				
<b>Income</b>				
40101 · FAREBOX	128,101.92	146,276.64	-18,174.72	-12.4%
40102 · Punch Cards White	1,800.00	3,355.50	-1,555.50	-46.4%
40103 · Fare box coin over and short	-86.23	-71.98	-14.25	-19.8%
40104 · Punch Cards Blue	5,815.50	14,715.00	-8,899.50	-60.5%
40199 · FARES-TOKENS	824.00	5,226.25	-4,402.25	-84.2%
40203 · SPECIAL ROUTE GUARANTEES	0.00	1,620.00	-1,620.00	-100.0%
40603 · AUX REV - ADVERTISING	2,250.00	11,850.00	-9,600.00	-81.0%
40699 · Other Auxiliary Transportation	0.00	9,371.93	-9,371.93	-100.0%
40704 · NON TRANS - INVEST INCOME	0.00	0.00	0.00	0.0%
40799 · Other Non Transit Revenue	6,871.25	48,515.10	-41,643.85	-85.8%
40801 · LOCAL SUBSIDY - MILLAGE	95,254.60	91,480.00	3,774.60	4.1%
409991 · Punch Card white - local match	450.00	322.00	128.00	39.8%
409992 · Punch Card Blue - Local Match	9,452.00	15,636.00	-6,184.00	-39.6%
409993 · Tokes - Local Match	17,097.00	15,928.50	1,168.50	7.3%
41101 · STATE SUBSIDY - OPER	616,260.00	632,040.00	-15,780.00	-2.5%
411012 · JARC Blue oper	144,985.00	134,326.00	10,659.00	7.9%
411013 · JARC Red Operating	182,223.00	172,275.00	9,948.00	5.8%
41201 · Prior Year Adj -St,Fed.&Local	147,393.00	21,108.00	126,285.00	598.3%
41301 · FEDERAL SUBSIDY - OPER	289,450.00	711,729.00	-422,279.00	-59.3%
41302 · FEDERAL CARES ACT-OPER	284,286.00	0.00	284,286.00	100.0%
41305 · New Freedom Program Grant	22,660.86	21,007.11	1,653.75	7.9%
41310 · U of M (NSF) Grant # 1821347	49,377.00	0.00	49,377.00	100.0%
41401 · INTEREST INCOME	641.72	183.32	458.40	250.1%
<b>Total Income</b>	<b>2,005,106.62</b>	<b>2,056,893.37</b>	<b>-51,786.75</b>	<b>-2.5%</b>
<b>Gross Profit</b>	<b>2,005,106.62</b>	<b>2,056,893.37</b>	<b>-51,786.75</b>	<b>-2.5%</b>
<b>Expense</b>				
501011 · OPERATORS WAGES	568,431.16	519,376.29	49,054.87	9.4%
501021 · OTHER WAGES - OPER	94,524.13	88,277.30	6,246.83	7.1%
501022 · OTHER WAGES - MAINT	92,331.29	83,129.02	9,202.27	11.1%
501023 · OTHER WAGES - ADMIN	147,920.89	119,615.36	28,305.53	23.7%
501031 · DISPATCHERS WAGES	74,292.13	107,430.48	-33,138.35	-30.9%
501044 · OTHER WAGES NEW FREEDOM	0.00	33,076.89	-33,076.89	-100.0%
502031 · HEALTH INS - OPER	160,659.78	149,148.49	11,511.29	7.7%
502032 · HEALTH INS - MAINT	11,856.59	11,836.21	20.38	0.2%
502033 · HEALTH INSURANCE ADMIN	51,967.29	51,962.37	4.92	0.0%
502041 · SS & MED OPER	61,364.12	56,682.53	4,681.59	8.3%
502042 · SS & MED MAINT	7,449.04	6,648.86	800.18	12.0%
502043 · SS & MED ADMIN	11,965.31	9,706.40	2,258.91	23.3%
502044 · SS & MED NEW FREEDOM	0.00	2,530.33	-2,530.33	-100.0%
502071 · UNEMPLOYMENT - OPER	8,221.91	11,752.69	-3,530.78	-30.0%
502072 · UNEMPLOYMENT - MAINT	893.03	1,050.36	-157.33	-15.0%
502073 · UNEMPLOYMENT - ADMIN	1,084.88	1,279.24	-194.36	-15.2%
502074 · UNEMPLOYMENT NEW FREEDOM	0.00	305.24	-305.24	-100.0%
502081 · WORKERS COMP OPER	27,538.45	32,020.14	-4,481.69	-14.0%
502082 · WORKERS COMP MAINT	3,172.19	3,015.81	156.38	5.2%
502083 · WORKERS COMP ADMIN	3,193.36	1,284.73	1,908.63	148.6%
502091 · SICK LEAVE -OPER	18,485.85	16,675.86	1,809.99	10.9%
502092 · SICK LEAVE -MAINT.	415.96	1,025.60	-609.64	-59.4%
502093 · SICK LEAVE -ADMIN	1,520.80	1,732.00	-211.20	-12.2%
502101 · HOLIDAY - OPER	14,151.20	15,634.56	-1,483.36	-9.5%
502102 · HOLIDAY - MAINT	901.00	1,524.36	-623.36	-40.9%
502103 · HOLIDAY - ADMIN	732.80	2,053.60	-1,320.80	-64.3%
502111 · VACATION -OPER	18,449.03	21,180.56	-2,731.53	-12.9%
502112 · VACATION - MAINT	1,683.36	2,101.04	-417.68	-19.9%
502113 · VACATION - ADMIN	3,625.12	4,775.53	-1,150.41	-24.1%
502141 · OTHER FRINGE OPER	3,900.00	0.00	3,900.00	100.0%
502142 · OTHER FRINGE MAINT	300.00	0.00	300.00	100.0%
502143 · OTHER FRINGE ADMIN	500.00	0.00	500.00	100.0%
503023 · ADVERTISING FEES	2,159.94	5,083.76	-2,923.82	-57.5%
503031 · SERVICE OPER	21,831.82	30,318.38	-8,486.56	-28.0%

Excludes Capital Revenue

**TWIN CITIES AREA TRANSPORTATION AUTHORITY**  
**Profit & Loss Prev Year Comparison**  
October 2019 through July 2020

	Oct '19 - Jul 20	Oct '18 - Jul 19	\$ Change	% Change
503032 · SERVICE MAINT	88,955.17	88,193.20	761.97	0.9%
503033 · SERVICE ADMIN	50,618.71	53,774.39	-3,155.68	-5.9%
503051 · CONTRACT MAINT OPER	419.00	1,574.00	-1,155.00	-73.4%
503052 · CONTRACT MAINT	0.00	428.64	-428.64	-100.0%
503053 · CONTRACT MAINT ADMIN	2,073.41	509.37	1,564.04	307.1%
503072 · SECURITY SERVICE	719.00	315.00	404.00	128.3%
503990 · NEW FREEDOM PROG CONTRACT	22,660.86	0.00	22,660.86	100.0%
503991 · DRUG TESTING OPER	2,509.00	1,235.00	1,274.00	103.2%
503992 · OTHER SERVICE	1,245.00	347.00	898.00	258.8%
503993 · OTHER SERVICE ADMIN	52,594.95	38,027.48	14,567.47	38.3%
504011 · FUEL OPER	133,310.08	141,564.30	-8,254.22	-5.8%
504012 · FUEL MAINT	3,646.28	2,608.92	1,037.36	39.8%
504013 · FUEL ADMIN	937.95	1,565.47	-627.52	-40.1%
504021 · TIRES	14,369.43	3,683.00	10,686.43	290.2%
504031 · SUPPLIES OPER	6,441.39	11,797.96	-5,356.57	-45.4%
504032 · SUPPLIES MAINT	36,183.72	57,040.43	-20,856.71	-36.6%
504033 · SUPPLIES ADMIN	15,623.23	10,179.75	5,443.48	53.5%
505021 · ELECTRIC OPER	337.48	297.64	39.84	13.4%
505022 · ELECTRIC MAINT	9,448.77	8,333.58	1,115.19	13.4%
505023 · ELECTRIC ADMIN	1,462.30	1,289.72	172.58	13.4%
505031 · GAS SERVICE OPER	265.30	344.82	-79.52	-23.1%
505032 · GAS SERVICE MAINT	7,428.58	9,654.71	-2,226.13	-23.1%
505033 · GAS SERVICE ADMIN	1,346.57	1,494.19	-147.62	-9.9%
505041 · WATER OPER	177.23	111.04	66.19	59.6%
505042 · WATER MAINT	4,962.77	3,109.38	1,853.39	59.6%
505043 · WATER ADMIN	750.79	877.32	-126.53	-14.4%
505051 · TELEPHONE OPER	2,627.90	466.84	2,161.06	462.9%
505053 · TELEPHONE ADMIN	864.15	4.72	859.43	18,208.3%
506031 · BUS INSURANCE OPER	78,336.49	74,212.79	4,123.70	5.6%
506033 · CAR INS	0.00	0.00	0.00	0.0%
506043 · BUILDING INS	7,783.13	9,574.08	-1,790.95	-18.7%
507003 · TAXES AND FEES	126.12	876.05	-749.93	-85.6%
509013 · DUES	1,312.10	930.00	382.10	41.1%
509021 · TRAVEL OPER	1,435.00	3,940.29	-2,505.29	-63.6%
509022 · TRAVEL MAINT	0.00	901.20	-901.20	-100.0%
509023 · TRAVEL ADMIN	1,514.01	1,186.96	327.05	27.6%
509024 · TRAVEL NEW FREEDOM	0.00	635.72	-635.72	-100.0%
509141 · Obsolete DRUG TESTING OPER	0.00	707.00	-707.00	-100.0%
509991 · OTHER MISC OPER	14.00	0.00	14.00	100.0%
509993 · OTHER MISC ADMIN	41.00	646.42	-605.42	-93.7%
511023 · INTEREST EXPENSE	194.56	1,634.38	-1,439.82	-88.1%
512121 · RENTAL OPER	3,816.96	5,247.74	-1,430.78	-27.3%
512122 · RENTAL MAINT	1,914.12	1,122.22	791.90	70.6%
512123 · RENTAL ADMIN	274.00	483.35	-209.35	-43.3%
6560 · PAYROLL EXPENSE	0.00	430.61	-430.61	-100.0%
<b>Total Expense</b>	<b>1,974,262.94</b>	<b>1,933,590.67</b>	<b>40,672.27</b>	<b>2.1%</b>
<b>Net Ordinary Income</b>	<b>30,843.68</b>	<b>123,302.70</b>	<b>-92,459.02</b>	<b>-75.0%</b>
<b>Net Income</b>	<b>30,843.68</b>	<b>123,302.70</b>	<b>-92,459.02</b>	<b>-75.0%</b>