

NOTICE OF MEETING

Twin Cities Area Transportation Authority
Board Meeting
Wednesday, November 25, 2020

12:00 PM

Pursuant to Public Act 228, Sec. 3a. (a), the Twin Cities Area Transportation Authority (TCATA) will hold the TCATA Board meeting by phone for our public conference on **Wednesday, November 25, 2020 at 12:00 p.m.**

The agenda, public notice and additional information can be found on the web at this address: <https://www.mywaythere.org/tcatameetings.asp>

Rules regarding public participation are unchanged, and members of the public are invited to participate during the public comment period.

You can dial in using your phone.

Dial-In Number: 978-990-5000

Access Code: 271441 #

For those unable to participate remotely, you may submit a written comment to be read during the Public Comment period to Paul Gillespie by **Tuesday, November 24, 2020 by 3:00 pm**

If you have technical difficulties joining the meeting, contact 269-927-2268 and we will make every effort to assist you.

*All public meetings held by TCATA are required to be accessible to persons with disabilities under Title II of the Americans with Disabilities Act (ADA). Accommodations are available upon request to persons with disabilities who require alternately formatted materials or auxiliary aids to ensure effective communication and access to public meetings or programs. For questions about accessibility or to request accommodations, please contact **Paul Gillespie** at 269-927-2268 or pgillespie@tcatabus.org. Providing at least 7 days advance notice will help to ensure availability.*

TABLE OF CONTENTS
For the month of October 2020

Memorandum.....	pg	1
Agenda	pg	2
Minutes	pg	3-5
Operation Summary	pg	6
Ridership Comparison.....	pg	7-9
Ridership.....	pg	10
Fares.....	pg	11
Driver of the Month.....	pg	12
Check Detail	pg	13
Purchase by Vendor	pg	14-16
Unpaid Vendor.....	pg	17
Chemical Bank Debit Card Activity.....	pg	18-20
Wire Transfers.....	pg	21
Petty Cash.....	pg	22
Trial Balance.....	pg	23-25
Profit & Loss.....	pg	26-27
Balance Sheet.....	pg	28&29
Profit & Loss Previous Year Comparison.....	pg	30&31




Twin Cities Area Transportation Authority
(269) 927-2268 • Fax (269) 927-2310

275 East Wall Street, P.O. Box 837, Benton Harbor, MI 49023

MEMORANDUM

TO: TCATA Board Members

FROM: Paul Gillespie, Executive Director 

DATE: November 20, 2020

RE: TCATA Monthly Board Meeting

There is a TCATA board meeting scheduled for **Wednesday November 25, 2020 at 12:00 p.m.**

The monthly board meeting will be held **ON THE TELEPHONE.**

Please find enclosed a **MEETING NOTICE** with additional information on how to connect to the phone conference.

If any changes should occur, you will be notified by telephone on Tuesday November 24, 2020 or as soon as possible.

If there are any questions and/or instructions regarding this matter, please contact me at 269-927-2268.



Twin Cities Area Transportation Authority
(269) 927-2268 • Fax (269) 927-2310

275 East Wall Street, P.O. Box 837, Benton Harbor, MI 49023

AGENDA

ROLL CALL – 11/25/20

APPROVAL OF AGENDA

SECRETARY'S REPORT

- 2) General Information – 11/25/20
- 3) Minutes – 10/28/20

CHAIRMAN'S REPORT

- 1) General Information – 11/25/20

DIRECTOR'S REPORT

- 1) Operation Summary,
Ridership & Farebox – 10/20
- 2) Driver of the Month – 10/20
- 3) General Information – 11/25/20
- 4) Approval of Directors Report – 11/25/20

ACCOUNTANT'S REPORT

- 1) Unpaid Bills Detail – 10/20
- 2) Check Detail – 10/20
- 3) Purchases by Vendor Detail – 10/20
- 4) Petty Cash – 10/20
- 5) Wire Transfer– 10/20
- 6) Trial Balance, Profit loss, Profit and
Loss Budget vs. Actual
& Balance Sheet – 10/20
- 7) Approval of Accountant Report – 11/25/20
- 8) Audit Report

OLD BUSINESS

- 1)

NEW BUSINESS

- 1)

PUBLIC COMMENTS

**TWIN CITIES AREA TRANSPORTATION AUTHORITY
REGULARLY SCHEDULED
BOARD MEETING
HELD October 28, 2020**

Board Members Present: Mr. Anthony Andrews, Chairperson
Ms. Emma Kinnard, Secretary
Mr. James Childs, Trustee
Ms. Lisa Varrie, Trustee
Ms. Juanita Henry, Trustee

Board Members Absent:

Staff Present: Mr. Paul Gillespie, Executive Director
Mr. TJ Taylor, Assistant Director
Mr. Jan Harper, Accountant Consultant
Mr. Bill Purvis, Consultant
Ms. Chalexis Tyson-Bradley, Finance Director

Staff Absent:

Public: Eric Lester
Patricia Crayton

The board meeting was called to order by Mr. Andrews.

Agenda: A motion was requested by Mr. Childs to approve the agenda of 10/28/20 as presented, supported by Ms. Kinnard. **MOTION CARRIED**

Secretary's Report: **General Information – NONE**
Minutes – A motion was requested by Mr. Childs to approve the minutes of 09/23/20 as presented, supported by Ms. Kinnard. **MOTION CARRIED**

Chairperson's Report: **General information – NONE**

Director's Report: **Operation Summary, Ridership & Fare box –** Mr. Gillespie informed the board that the total Demand Response riders for the month of

September was 8,916 of these 923 were senior riders and 2,850 were disabled riders, and 226 children, 4,554 regular riders, and line Haul had 3,573 riders.

797.7 gallons of gasoline covering 4,439 miles an average of 5.6 miles per gallon. LP gas we used 7,835.30 gallons covering 37,018 miles an average of 4.7 miles per gallon. Total vehicle hours were 3,406 with an average of 2.6 passengers per vehicle hour.

Mr. Gillespie informed the board that the Ridership Comparison for FY2019 Year to Date was 153,647 passengers on the Demand Response and 57,373 passengers on the Fixed Route. FY2020 Year to Date was 134,387 passengers on the Demand Response and 55,373 passengers on the Fixed Route.

Driver of the month – Marvin Haywood with 613 passengers for the month of September 2020.

A motion was requested by Mr. Childs to approve the Director's Report as presented for the month of September 2020, supported by Ms. Varrie. **MOTION CARRIED**

Accountant's Report:

Check Details, Purchases by Vendor Detail & Unpaid Bills – A motion was requested by Mr. Childs to approve the check detail in the amount of \$281,522.97 for the month of September 2020, supported by Ms. Varrie. **MOTION CARRIED**

A motion was requested by Mr. Childs to approve the Purchases by Vendor in the amount of \$297,131.81 for the month of September 2020, supported by Ms. Varrie. **MOTION CARRIED**

A motion was requested by Mr. Childs to approve the Unpaid Bills Detail in the amount of \$57,528.95 for the month of September 2020, supported by Ms. Varrie. **MOTION CARRIED**

Bank Card Activity – was reviewed 09/20

Wire Transfers– was reviewed 09/20

Petty Cash – was reviewed 09/20

Trial Balance, Balance Sheet & Profit & Loss- Mr. Harper stated that TCATA's net income/(loss) as of September 2020, was \$39.71.

A motion was requested by Mr. Childs to approve the Profit & Loss Report for the month of September 2020, supported by Ms. Varrie. **MOTION CARRIED**

Old Business:

New Business:

Mr. Gillespie informed the board about the Title VI Program for TCATA that was put together. He stated that the Federal Transit Administration requires TCATA to do this program every three years. The Title VI prohibits discrimination on the basis of race, color, or national origin in programs and activities receiving federal financial assistance.

A motion was requested by Mr. Childs to approve the Title VI Program, supported by Ms. Kinnard. **MOTION CARRIED**

Public Comments:

There being no further discussions, the board meeting was adjourned by Mr. Childs.

Secretary

Date

dk

7,037,448

OPERATION SUMMARY

PASSENGERS TO DATE

19,210,435

OCT 2020

MILES TO DATE

	Date	Regular	Senior	Disable	Child	SR. Dis	Total	VEHICLE DATA		VEHICLE DATA		VEHICLE DATA		VEHICLE DATA		VEHICLE DATA		VEHICLE DATA	
								HAUL	FUEL	MILES	MILES /GAL.	FUEL	MILES	M/GAL	HOURS	PASS/VEH.HR			
THUR	1	205	55	137	19	14	430	194	14.6	89	6.1	359.4	1677	4.7	138	3.1			
FRI	2	267	58	144	21	27	517	222	35.9	187	5.2	324.2	1680	5.2	164	3.2			
SAT	3	128	33	80	15	10	266	135	0			183.5	966	5.3	61	4.4			
SUN	4																		
TOTAL		600	146	361	55	51	1213	551	50.5	276	5.5	867.1	4323	5.0	363	3.3			
MON	5	189	57	153	8	22	429	180	42.2	242	5.7	343.7	1670	4.9	149	2.9			
TUE	6	174	52	117	4	14	361	129	34.8	228	6.6	339.1	1645	4.9	149	2.4			
WED	7	209	44	126	19	11	409	158	15.4	97	6.3	285.9	1677	5.9	138	3.0			
THUR	8	171	36	124	5	20	356	145	62.3	431	6.9	290.8	1405	4.8	150	2.4			
FRI	9	202	34	140	8	13	397	160	56	492	8.8	239.5	1306	5.5	139	2.9			
SAT	10	76	33	82	4	9	204	91	39.3	289	7.4	100.7	594	5.9	68	3.0			
SUN	11	1																	
TOTAL		1022	256	742	48	89	2157	863	250.0	1779	7.1	1599.7	8297	5.2	793	2.7			
MON	12	184	30	118	5	18	355	145	53.4	386	7.2	286.2	1349	4.7	146	2.4			
TUE	13	178	37	156	9	17	397	174	72.7	460	6.3	302.5	1456	4.8	153	2.6			
WED	14	180	40	151	10	14	395	150	51.1	295	5.8	264.4	1528	5.8	160	2.5			
THUR	15	200	39	114	14	14	381	167	34.4	350	10.2	308.2	1429	4.6	151	2.5			
FRI	16	188	33	120	4	19	364	124	39.7	263	6.6	318.7	1621	5.1	142	2.6			
SAT	17	84	36	73	7	6	206	92	17	143	8.4	151.6	727	4.8	66	3.1			
SUN	18																		
TOTAL		1014	215	732	49	88	2098	852	266.3	1897	7.1	1631.6	8110	5.0	818	2.6			
MON	19	193	36	149	14	19	411	171	63.9	314	4.9	300.1	1512	5.0	138	3.0			
TUE	20	201	52	121	11	10	395	178	60.2	726	12.1	234.0	1094	4.7	150	2.6			
WED	21	191	36	144	11	8	390	153	0	443	9.2	293.1	1441	4.9	149	2.6			
THUR	22	193	27	124	0	16	360	138	40.7	374		301.4	1535	5.1	145	2.5			
FRI	23	187	27	104	13	13	344	128	0	333		225.5	1521	6.7	147	2.3			
SAT	24	93	30	55	6	10	194	79	0	90		188.1	683	3.6	68	2.9			
SUN	25																		
TOTAL		1058	208	697	55	76	2094	847	164.8	2280	13.8	1542.2	7786	5.0	797	2.6			
MON	26	143	23	106	13	14	299	118	43.6	230	5.3	133.0	1437	10.8	141	2.1			
TUE	27	167	30	122	12	10	341	137	40.5	442	10.9	274.1	1361	5.0	143	2.4			
WED	28	176	24	131	7	28	366	139	141.7	426	3.0	247.9	1479	6.0	156	2.3			
THUR	29	194	28	109	6	17	354	158	102.9	529	5.1	184.6	1340	7.3	154	2.3			
FRI	30	230	42	103	20	14	409	187	80.8	426	5.3	257.3	1405	5.5	148	2.8			
SAT	31	99	22	78	10	9	218	90	42	337	8.0	34.5	254	7.4	68	3.2			
SUN																			
TOTAL		1009	169	649	68	92	1987	829	451.5	2390	5.3	1131.4	7276	6.4	810	2.5			
MONTH TOTAL		4703	994	3181	275	396	9549	3942	1185.1	8622	7.3	6772	35792	5.3	3581	2.7			

weekday

385

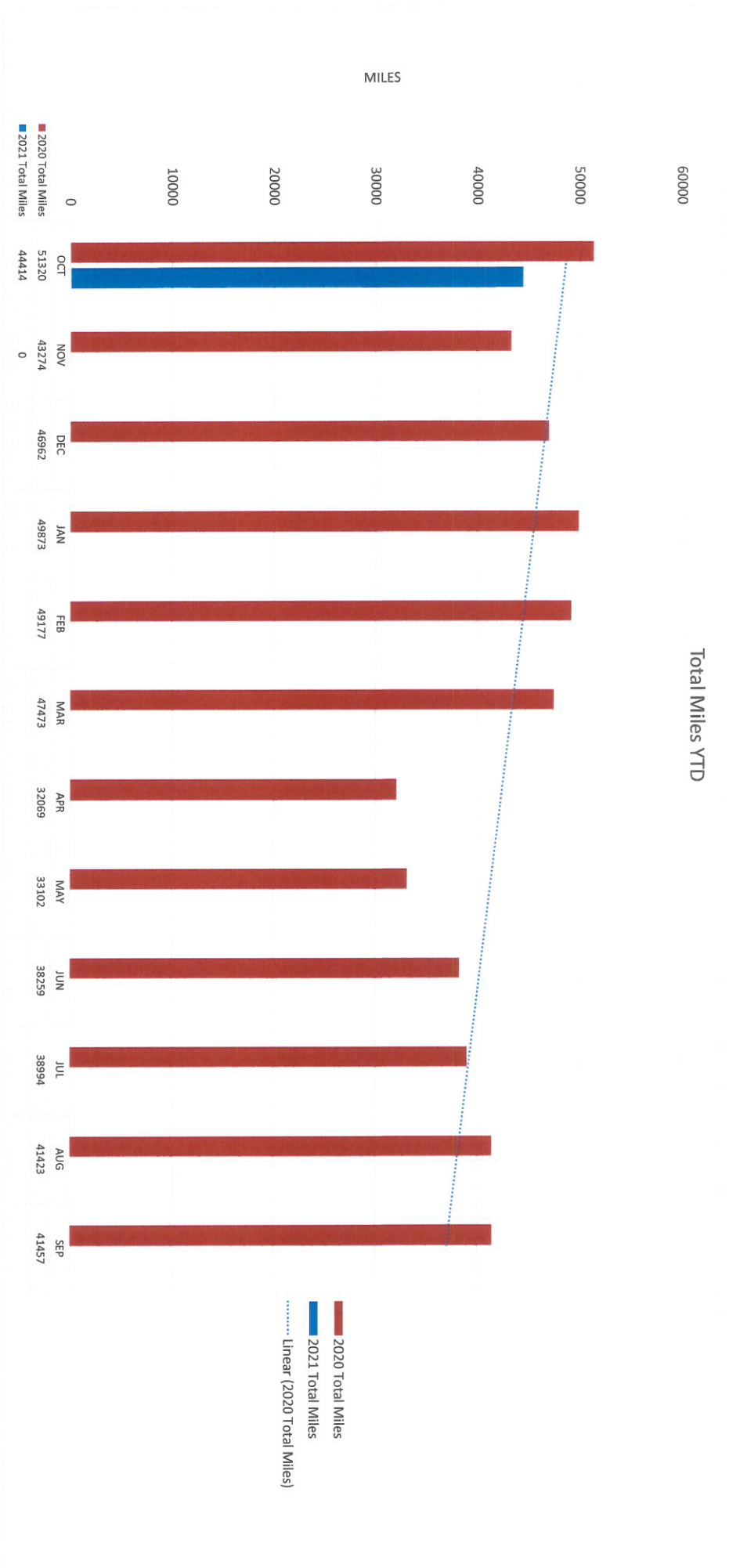
Fiscal Year 2020

Date	Regular	Senior	Disable	Child	Sr. Dis	Total	HAUL	FUEL	MILES	/GAL.	Fuel	Miles	M/Gal	VEH. HOURS	PASS/VEH.HR.
10/19	8329	1714	4919	339	502	15803	5189	2788.1	16381	5.9	8125.6	34939	4.30	4333	3.6
Total	8329	1714	4919	339	502	15803	5189	2788.1	16381	5.9	8125.6	34939	4.30	4333	3.65

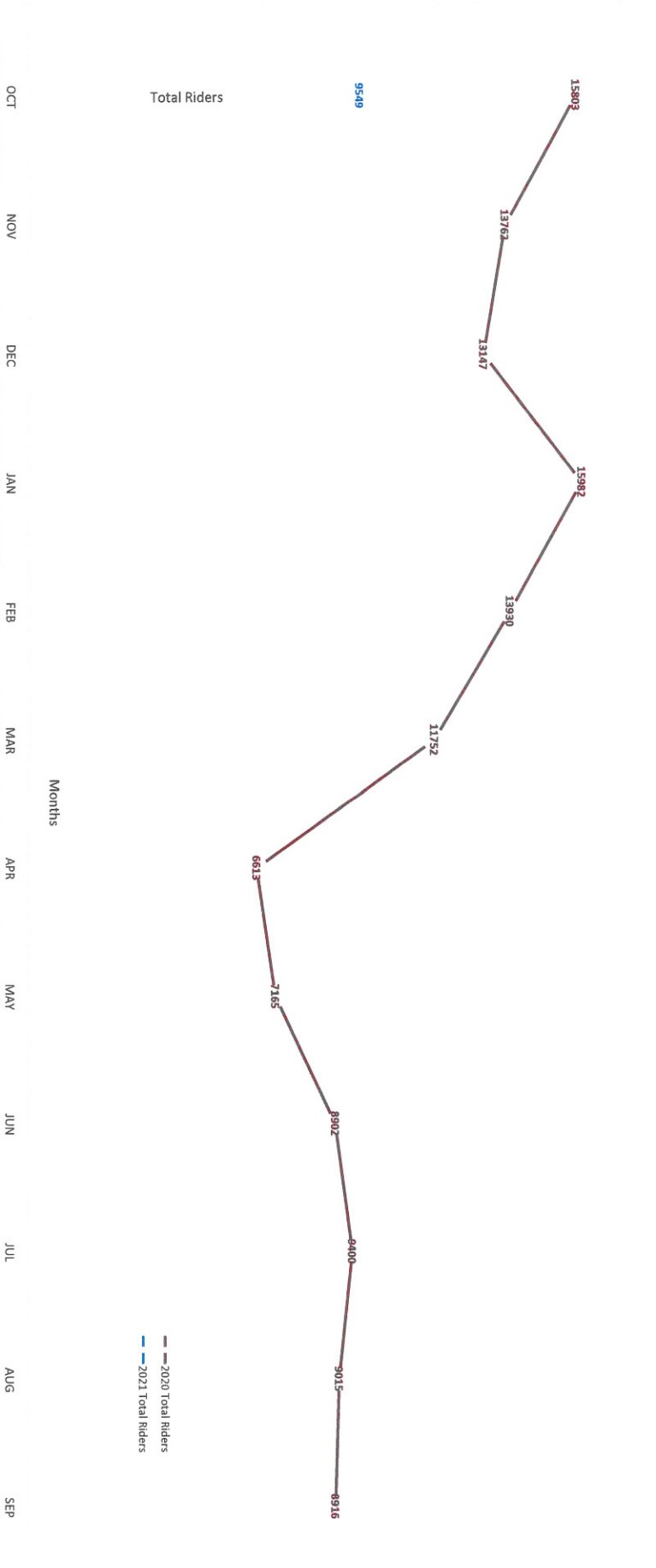
Ridership Comparison

Fiscal Year 2021

Date	Regular	Senior	Disable	Child	Sr. Dis	Total	HAUL	FUEL	MILES	/GAL.	Fuel	Miles	M/Gal	VEH. HOURS	PASS/VEH.HR.
10/20	4703	994	3181	275	396	9549	3942	1185.1	8622	7.3	6772.0	35792	5.29	3581	2.7
Total	4703	994	3181	275	396	9549	3942	1185.1	8622	7.3	6772.0	35792	5.29	3581	2.67
Change	-3626	-720	-1738	-64	-106	-6254	-1247	-1603.0	-7759	1.4	-1353.6	853	0.99	-752	-0.98
% Change	56.5%	58.0%	64.7%	81.1%	78.9%	60.4%	76.0%	42.5%	52.6%	123.8%	83.3%	102.4%	122.9%	87.6%	73.1%



RIDERSHIP COMPARISON YTD



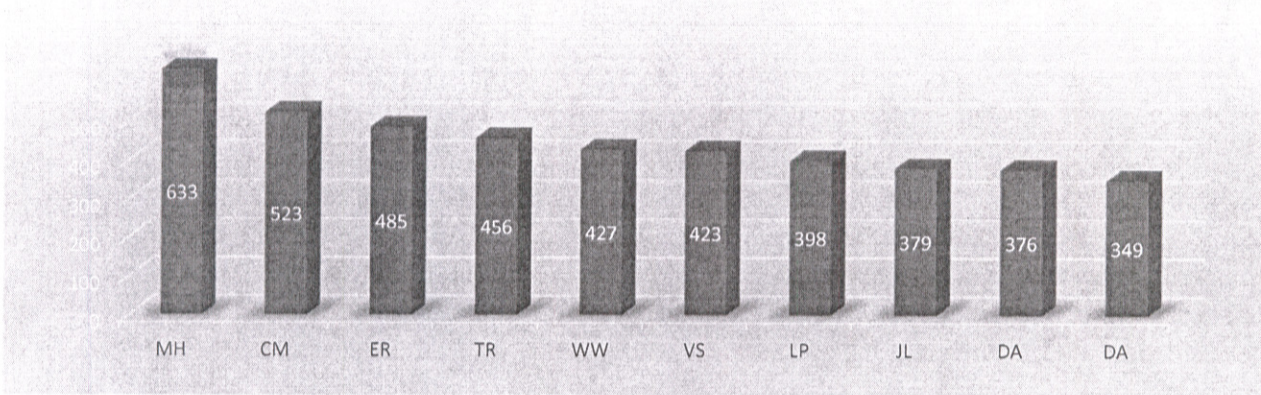
RIDERSHIP

	2019 FY Month Total	2019 FY Year to Date	2020 FY Month Total	2020 FY Year to Date	2020 FY Month Difference	YTD Difference	% Change
Oct	15,803	15,803	9,549	9,549	-6,254	-6,254	-39.57%
Nov							
Dec							
Jan							
Feb							
March							
April							
May							
June							
July							
Aug							
Sept							
TOTAL	15,803	15,803	9,549	9,549	-6,254	-6,254	-39.57%

FARES

	2020 FY	2020 FY	2021 FY	2021 FY	2021 FY	YTD	%
	Month	Year to	Month	Year to	Month	Difference	Change
	Total	Date	Total	Date	Difference	Difference	
Oct	\$ 26,140.87	\$ 26,140.87	\$ 15,734.72	\$ 15,734.72	\$ (10,406.15)	\$ (10,406.15)	-39.81%
Nov							
Dec							
Jan							
Feb							
March							
April							
May							
June							
July							
Aug							
Sept							
TOTAL	\$ 26,140.87	\$ 26,140.87	\$ 15,734.72	\$ 15,734.72	\$ (10,406.15)	\$ (10,406.15)	-39.81%

Driver of the Month OCTOBER 2020



1 M.Haywood	633 MH
2 C.Modeleski	523 CM
3 E.Robinson	485 ER
4 T. Rolfe	456 TR
5 W.Wright	427 WW
6 V.Smith	423 VS
7 L.Purnell	398 LP
8 J.Leonard	379 JL
9 D.Alexander	376 DA
10 R. Mckinney	349 DA

TOTAL	<u>4449</u>
--------------	--------------------

Average passenger per month	<u>445</u>
------------------------------------	-------------------

	WEEKDAY	SATURDAY	TOTAL	LAST MONTH
BLUE	1638	240	1878	1664
BLUE JARC	685	103	788	1277
RED JARC	933	157	1090	985
YELLOW	138	0	138	152
TOTAL LINE HAULS	3394	500	3894	4078
LAST MONTH	3672	406	4078	
Difference	-278	94	-184	

Check Detail

As of October 31, 2020

Date	Num	Name	Memo	Credit
10101 · TCF BANK				
10/08/2020	28687	Allison E. Sleght	Payroll deduction	447.39
10/08/2020	28688	BILL PURVIS	Consulting 9/20-10/3/20	1,440.00
10/08/2020	28689	Colonial Life & Accidental Ins. Co	Payroll deduction	153.65
10/08/2020	28690	DONNEL KYLE	Medicare reimbursement	144.60
10/08/2020	28691	Jan P. Harper	consulting 9/20-10/3/20	1,335.00
10/08/2020	28692	Kenneth Bragg	Medicare reimbursement	144.60
10/08/2020	28693	MISDU	Payroll deduction	767.13
10/08/2020	28694	TRANSAMERICA	52411	774.19
10/08/2020	28695	UNION DUES	Payroll deduction	371.00
10/08/2020	28696	ADT	Monthly security	66.15
10/08/2020	28697	ALL CITIES OCCUPATIONAL	Drug testing employees	372.00
10/08/2020	28698	BG of Michigan, Inc.	SLC grease	62.50
10/08/2020	28699	CITY PLUMBING	service call office ceiling	160.00
10/08/2020	28700	TCA-SynerTech, LLC	computer support	1,563.45
10/08/2020	28701	TENNANT	service floor washer	1,006.49
10/08/2020	28702	THAYER	cleaning supplies	94.45
10/12/2020	28703	Car Brite Distributors	supplies for buses	121.05
10/12/2020	28704	CITY OF BH	monthly water	1,151.16
10/12/2020	28705	ComCast	Internet and phone serv...	689.62
10/12/2020	28706	IBID County Electric	111012	1,427.00
10/12/2020	28707	Indiana Michigan Power	monthly electric	1,291.40
10/12/2020	28708	Oliver Lindsay	Consulting September 20	1,590.00
10/12/2020	28709	PARRETT BUSINESS	copier contract	28.82
10/12/2020	28710	THAYER	cleaning supplies	203.25
10/14/2020	28711	AT&T	Data lines tablets	352.50
10/19/2020	28712	ART & IMAGE	Vehicle graphics	180.00
10/19/2020	28713	Auto-Wares Group	parts & supplies	181.93
10/19/2020	28714	Belle Tire	bus tires	2,842.48
10/19/2020	28715	BEST WAY DISPOSAL	Trash pickup	162.00
10/19/2020	28716	D&S Heavy Duty & Trailer Repair	bus repair	645.35
10/19/2020	28717	HEI WIRELESS	repair radio	80.75
10/19/2020	28718	Jordan Automotive Group	parts for buses	308.25
10/19/2020	28719	O'Reilly Auto Parts	parts for buses	1,399.17
10/19/2020	28720	Orkin	Pest control	102.66
10/19/2020	28721	Priority Health	prepaid health	12,238.49
10/19/2020	28722	Southwest Michigan Planning Commission	4th Quarter billing New ...	19,559.12
10/22/2020	28723	Allison E. Sleght	Payroll Deduction	447.39
10/22/2020	28724	BILL PURVIS	Consulting 10/04/2020-...	1,120.00
10/22/2020	28725	Colonial Life & Accidental Ins. Co	payroll Deduction	153.65
10/22/2020	28726	Jan P. Harper	Consulting 10/04/20-10...	1,110.00
10/22/2020	28727	MISDU	Payroll Deductions	767.13
10/22/2020	28728	TRANSAMERICA	52411	735.05
10/26/2020	28729	Car Brite Distributors	Maint Supplies 17102	256.30
10/26/2020	28730	Delta Dental	17105 Prepaid health in...	1,596.10
10/26/2020	28731	Hanson Beverage Co.	water & cooler rental	92.40
10/26/2020	28732	Oliver Lindsay	Consulting October 2020	2,047.50
10/26/2020	28733	Standard Insurance Company	Prepaid life insurance	855.62
10/26/2020	28734	TCA-SynerTech, LLC		1,697.36
10/26/2020	28735	UniFirst Corp. 099	rug rental	382.25
10/26/2020	28736	VSP INSURANCE CO.	17106	390.01
10/26/2020	28737	WSJM Tower Operations	Voice dispatch	545.28
10/26/2020	28738	TCA-SynerTech, LLC	monthly web hosting etc	759.80
Total 10101 · TCF BANK				66,413.44
TOTAL				66,413.44

Chairperson Approval _____

Date _____

TWIN CITIES AREA TRANSPORTATION AUTHORITY
Purchases by Vendor Detail
October 2020

Memo	Amount
ADT	
503072 security	433.00
503072 security	66.15
Total ADT	499.15
All Automotive	
SHOP EQUIPMENT 111015	5,300.00
Total All Automotive	5,300.00
ART & IMAGE	
504031 Operations Supplies	180.00
Total ART & IMAGE	180.00
AT&T	
503031 Operation Service	352.50
Total AT&T	352.50
Auto-Wares Group	
504032 Maintenance Supplies	95.79
Total Auto-Wares Group	95.79
Belle Tire	
504021 operations tires	3,376.52
Total Belle Tire	3,376.52
BEST WAY DISPOSAL	
503992 sanitation	202.00
Total BEST WAY DISPOSAL	202.00
BG of Michigan, Inc.	
504032 Maintenance Supplies	327.89
Total BG of Michigan, Inc.	327.89
BILL PURVIS	
Consulting Service 503993	1,440.00
Consulting Service 503993	1,120.00
Total BILL PURVIS	2,560.00
ComCast	
503033 Administration Service	174.85
505053 administration telephone	154.43
505051 operations telephone	360.34
Total ComCast	689.62
D&S Heavy Duty & Trailer Repair	
503032 Maintenance Service	14,617.72
Total D&S Heavy Duty & Trailer Repair	14,617.72
Hanson Beverage Co.	
512123 rental administration	35.75
Total Hanson Beverage Co.	35.75
HEI WIRELESS	
503031 Operation Service	470.00
Total HEI WIRELESS	470.00

TWIN CITIES AREA TRANSPORTATION AUTHORITY
Purchases by Vendor Detail
October 2020

Memo	Amount
IBID County Electric	
503033 Administration Service	571.77
Total IBID County Electric	571.77
Indiana Michigan Power	
505022 Electric - Maintenance	1,865.69
505021 Electric - Operation	288.74
505023 - Electric - Administration	66.63
Total Indiana Michigan Power	2,221.06
Jan P. Harper	
Consulting Service 503993	1,335.00
Consulting Service 503993	1,110.00
Total Jan P. Harper	2,445.00
Jordan Automotive Group	
504032 Maintenance Supplies	4,945.78
Total Jordan Automotive Group	4,945.78
MICH GAS	
505031 gas operations	80.91
Total MICH GAS	80.91
O'Reilly Auto Parts	
504032 Maintenance Supplies	713.33
Total O'Reilly Auto Parts	713.33
Orkin	
503032 Maintenance Service	102.66
Total Orkin	102.66
PC Trans	
503031 Operation Service	4,935.00
Total PC Trans	4,935.00
Priority Health	
10403 prepaid health	12,238.49
Total Priority Health	12,238.49
RAPID PRINT	
504033 Administration Supplies	136.87
Total RAPID PRINT	136.87
STAPLES	
504033 Administration Supplies	99.91
Total STAPLES	99.91
TCA-SynerTech, LLC	
503033 Administration Service	759.80
503033 Administration Service	1,697.36
Total TCA-SynerTech, LLC	2,457.16
THAYER	
504032 Maintenance Supplies	369.86
504032 Maintenance Supplies	13.05
504032 Maintenance Supplies	206.40
Total THAYER	589.31

TWIN CITIES AREA TRANSPORTATION AUTHORITY
Purchases by Vendor Detail
October 2020

Memo	Amount
WSJM Tower Operations	
512121 operations rental	545.28
Total WSJM Tower Operations	545.28
TOTAL	60,789.47

TWIN CITIES AREA TRANSPORTATION AUTHORITY
Unpaid Bills Detail
As of October 31, 2020

Type	Date	Num	Due Date	Aging	Open Balance
Auto-Wares Group					
Bill	10/25/2020	17131	10/25/2020	6	95.69
Total Auto-Wares Group					95.69
BEST WAY DISPOSAL					
Bill	10/31/2020	17143	10/31/2020		202.00
Total BEST WAY DISPOSAL					202.00
D&S Heavy Duty & Trailer Repair					
Bill	10/31/2020	17139	10/31/2020		14,617.72
Total D&S Heavy Duty & Trailer Repair					14,617.72
Jordan Automotive Group					
Bill	10/31/2020	17156	10/31/2020		4,945.78
Total Jordan Automotive Group					4,945.78
MICH GAS					
Bill	10/27/2020	17110	11/12/2020		646.10
Total MICH GAS					646.10
Mich. Transit Pool - DPDTF					
Bill	09/25/2020	17066	09/25/2020	36	3,283.12
Bill	10/29/2020	17114	11/30/2020		9,951.00
Total Mich. Transit Pool - DPDTF					13,234.12
Mich. Transit Pool - Liability Trust Fund					
Bill	09/18/2020	17064	09/18/2020	43	15,120.00
Bill	09/18/2020	17065	09/18/2020	43	38,394.88
Bill	10/29/2020	17112	11/30/2020		16,959.00
Total Mich. Transit Pool - Liability Trust Fund					70,473.88
O'Reilly Auto Parts					
Bill	10/28/2020	17155	11/20/2020		713.33
Total O'Reilly Auto Parts					713.33
THAYER					
Bill	09/09/2020	17057	09/09/2020	52	0.50
Total THAYER					0.50
TOTAL					104,929.12



Twin Cities Area Transportation Authority
(269) 927-2268 • Fax (269) 927-2310

275 East Wall Street, P.O. Box 837, Benton Harbor, MI 49023

TCF BANK DEBIT CARD ACTIVITY

10/01 to 10/31/20

Debit Card Amounts

VENDORS

FAMILY DOLLAR	\$	82.96
AMAZON	\$	605.03
LOWES	\$	130.28
USPS	\$	43.45
HARBOR FREIGHT	\$	114.44
PRIMART	\$	485.79
WALMART	\$	95.89
GOODYEAR	\$	35.00
LYNCH CHICAGO	\$	217.78
	\$	-
TOTAL DEBIT CARD ACTIVITIES	\$	1,810.62

October 2020 Debit Card Purchases

TJ CARD

Total: \$736.92

Family Dollar	\$28.62	Bags for Wipes, bleach
	\$32.60	Duct Tape, Bleach
	\$11.93	Bags for Wipes
Lowe's	\$63.54	Work light, Stand for work light
PriMart	\$155.74	Gas for buses
	\$61.75	Gas for buses
	\$168.26	Gas for buses
	\$100.04	Gas for buses
Harbor Freight	\$114.44	<u>NO RECEIPT???</u>

DESHA CARD

Total: \$1,073.70

Lowe's	\$52.98	Screwdriver bit set
	\$13.76	Caution Tape
Amazon	\$80.71	Banker Boxes
	\$67.00	Intercom for Employee Door
	\$271.50	Digital Clocks for buses
	\$185.82	Headsets for Dispatch
Walmart	\$95.89	Heaters, Cleaning Supplies
Family Dollar	\$9.81	Cleaning Supplies
GoodYear	\$35.00	Flat Repair

October 2020 Debit Card Purchases

Lynch Chicago	\$217.78	Miscellaneous Repair Tow Truck
USPS	\$4.80	Board Packets
	\$12.00	Board Packets
	\$14.65	Certified Package
	\$12.00	P.O. Box Key



Twin Cities Area Transportation Authority
(269) 927-2268 • Fax (269) 927-2310

275 East Wall Street, P.O. Box 837, Benton Harbor, MI 49023

TCF AUTOMATIC CLEARING HOUSE

DATE	FUEL	PRICE PER/GL	TOTAL AMOUNT
10/2/2020	CRYSTAL FLASH PROPANE	1.169	\$ 997.89
10/5/2020	CRYSTAL FLASH PROPANE	1.189	\$ 1,246.99
10/9/2020	CRYSTAL FLASH PROPANE	1.199	\$ 977.91
10/13/2020	CRYSTAL FLASH PROPANE	1.249	\$ 1,256.36
10/16/2020	CRYSTAL FLASH PROPANE	1.269	\$ 1,111.92
10/19/2020	CRYSTAL FLASH PROPANE	1.309	\$ 1,232.14
10/23/2020	CRYSTAL FLASH PROPANE	1.299	\$ 824.70
10/27/2020	CRYSTAL FLASH PROPANE	1.289	\$ 1,261.90
10/30/2020	CRYSTAL FLASH PROPANE	1.289	\$ 1,010.21

Total \$ 9,920.02



Twin Cities Area Transportation Authority
(269) 927-2268 • Fax (269) 927-2310

275 East Wall Street, P.O. Box 837, Benton Harbor, MI 49023

PETTY CASH

Prepared by Jan Harper

DATE	DESCRIPTION OF ITEMS	Debit	Credit	Balance
1-Oct	Balance			\$ 200.00
14-Oct	Fuel Admin	\$ 26.15		\$ 173.85
15-Oct	Stamps	\$ 60.00		\$ 113.85
		\$ -		\$ 113.85
				\$ 113.85
				\$ 113.85
				\$ 113.85

Gas	\$ 26.15
Farebox	\$ -
Ofc supplies	\$ 60.00
Admin supplies	
Maint supplies	
Admin Meeting	\$ -
Total	<u>\$ 86.15</u>

TWIN CITIES AREA TRANSPORTATION AUTHORITY

Trial Balance

As of October 31, 2020

Accrual Basis

	Oct 31, 20	
	Debit	Credit
Fifth Third Bank Checking Acct	0.00	
TCF Money Market Acct.#5	0.00	
10101 · TCF BANK	159,188.32	
10103 · OVER / SHORTAGE	0.00	
10105 · TCF BANK MONEY MARKET	0.00	
10107 · FIFTH THIRD BANK-MONEY MARKET	0.00	
10109 · FIFTH THIRD BANK - Line of Cred	0.00	
1200 · ACCOUNTS RECEIVABLE	2,217.75	
10102 · PETTY CASH	230.00	
10201 · DUE FROM BH MILLAGE	0.00	
10202 · DUE FROM BH OPER.	0.00	
10204 · DUE FROM PAYROLL PROCESSOR	0.00	
10205 · DUE FROM FED - OPER	520,135.00	
10206 · Due From FED - CMAQ	0.00	
10211 · DUE FROM STATE - CAPITAL	170.00	
10212 · DUE FROM FED - CAPITAL	680.00	
10213 · Due from State - Capital Exp	0.00	
10214 · Due from Fed - Capital Exp	0.00	
10215 · Due from State JARC blue	53,334.00	
10216 · Due from State JARC Red	70,469.00	
10218 · Due from U of M (NSF) Grant	0.00	
10219 · DUE FROM STATE NEW SERVICE	0.00	
10220 · DUE FROM ST. OPER	591.00	
10221 · New Freedom Receivable	0.00	
10222 · DUE FROM STATE MARKETING	0.00	
10223 · DUE FROM WORKMAN COMP	0.00	
10224 · DUE FROM BANK	0.00	
10225 · DUE FROM EMPLOYEE	0.00	
10226 · DUE FROM VENDOR	0.00	
10227 · ALLOWANCE FOR DOUBTFUL ACCOUNTS	0.00	
10302 · FUEL INVENTORY	15,352.14	
10303 · Inventory Tires	0.00	
10401 · PREPAID VEHICLE INS.	33,100.25	
10402 · PREPAID WORKER COMP	3,962.00	
10403 · PREPAID HEALTH INS.	23,658.52	
10404 · PREPAID SECURITY INS	0.00	
10405 · PREPAID BUILDING INSURANCE	6,112.15	
10409 · PREPAID EXPENSE-OTHER	0.00	
1120 · Inventory Asset	0.00	
111011 · LAND	80,715.20	
111012 · FACILITY	1,739,794.06	
111012 · FACILITY:Original Cost	0.00	
111012 · FACILITY:111031 · Depreciation		1,640,564.75
111012 · FACILITY:111045 · Depreciation -local share	0.00	
111013 · REVENUE VEHICLES	2,087,502.71	
111013 · REVENUE VEHICLES:Original Cost	0.00	
111013 · REVENUE VEHICLES:111032 · Depreciation revenue vehicles		1,240,034.13
111013 · REVENUE VEHICLES:111041 · LOCAL CONTRIBUTION	0.00	
111014 · WRECKER/ OTHER VEHICLES	388,292.42	
111014 · WRECKER/ OTHER VEHICLES:Original Cost	0.00	
111014 · WRECKER/ OTHER VEHICLES:111033 · Depreciation		143,607.21
111015 · EQUIPMENT	545,453.19	
111015 · EQUIPMENT:Original Cost	0.00	
111015 · EQUIPMENT:111034 · Depreciation		411,669.58
111016 · OFFICE EQUIPMENT	0.00	
111016 · OFFICE EQUIPMENT:Original Cost	0.00	
111016 · OFFICE EQUIPMENT:111035 · Depreciation	0.00	
111017 · RADIOS	0.00	
111017 · RADIOS:Original Cost	0.00	
111017 · RADIOS:111036 · Depreciation	0.00	
111020 · SUPERVISORS VEHICLE	0.00	
111020 · SUPERVISORS VEHICLE:Original Cost	0.00	
111020 · SUPERVISORS VEHICLE:111038 · Depreciation	0.00	
111020 · SUPERVISORS VEHICLE:111047 · Depreciation - local share	0.00	

TWIN CITIES AREA TRANSPORTATION AUTHORITY

Trial Balance

As of October 31, 2020

Accrual Basis

	Oct 31, 20	
	Debit	Credit
111021 · GARAGE FLOOR WASHER	0.00	
111021 · GARAGE FLOOR WASHER:Original Cost	0.00	
111021 · GARAGE FLOOR WASHER:111039 · Depreciation	0.00	
111022 · ADA EQUIPMENT	0.00	
111022 · ADA EQUIPMENT:Original Cost	0.00	
111022 · ADA EQUIPMENT:111040 · Depreciation	0.00	
111023 · VENDING MACHINES	0.00	
111023 · VENDING MACHINES:Original Cost	0.00	
111023 · VENDING MACHINES:111042 · Depreciation	0.00	
111024 · ASSOCIATED CAPITAL	0.00	
111024 · ASSOCIATED CAPITAL:Original Cost	0.00	
111024 · ASSOCIATED CAPITAL:111043 · Depreciation	0.00	
111025 · WRECKER REHAB:Original Cost	0.00	
111025 · WRECKER REHAB:111044 · Depreciation	0.00	
111026 · Automatic Vehicle Locator	0.00	
111026 · Automatic Vehicle Locator:111048 · Depreciation of AVL	0.00	
111027 · Bike Racks	0.00	
111027 · Bike Racks:111049 · Depreciation bike rack	0.00	
111028 · Mobile Surveillance Camera	0.00	
111028 · Mobile Surveillance Camera:111050 · Depreciation Mobile Surveillanc	0.00	
111029 · Bus Shelters	0.00	
111029 · Bus Shelters:111052 · Depreciation Bus Shelters	0.00	
111030 · Dispatch Computer System	0.00	
111030 · Dispatch Computer System:111053 · Depreciation Dispatch Comp Sys	0.00	
2000 · Accounts Payable		134,231.11
20201 · ACCRUED PAYROLL	0.00	
20206 · ACCRUED FRINGE PAYABLE	0.00	
20207 · Accrued Expenses	0.00	
20211 · PAYROLL WITHHOLDING		5,401.00
20215 · Employer taxes Payable		310.31
20218 · MISCELLANIOUS PAYABLE	0.00	
20506 · DUE TO FED	0.00	
20507 · DUE TO VENETIAN FESTIVAL -FARE	0.00	
20508 · DUE TO EMPLOYEE	0.00	
20509 · Due to State -overpaid operatin	0.00	
20510 · Due to Customer	0.00	
20511 · Due to SEP	0.00	
21101 · ADVANCE LOCAL GOV	0.00	
21102 · ADVANCE LOCAL MILLAGE	10,000.00	
21104 · ADVANCES STATE GOVER.	0.00	
21106 · Accrued Sick Days		18,040.20
21108 · Accrued Vacation Pay		42,192.56
3000 · Opening Bal Equity	0.00	
30400 · Contributed Capital -	0.00	
30401 · Contributed Capital - Federal	0.00	
30402 · Contributed Capital State	0.00	
30404 · Contribute Capital Local	0.00	
30501 · Closing depr	0.00	
3900 · Retained Earnings		2,028,844.61
40101 · FAREBOX		11,698.58
40102 · Punch Cards White		112.50
40103 · Fare box coin over and short	5.86	
40104 · Punch Cards Blue		445.50
40199 · FARES-TOKENS		255.50
40801 · LOCAL SUBSIDY - MILLAGE		10,000.00
409991 · Punch Card white - local match		810.00
409992 · Punch Card Blue - Local Match		418.50
409993 · Tokes - Local Match		2,000.00
41101 · STATE SUBSIDY - OPER		66,062.00
411012 · JARC Blue oper		11,512.00
411013 · JARC Red Operating		14,507.00
41361 · FEDERAL CARES ACT-OPER		89,594.00
41401 · INTEREST INCOME		2.24
440000 · Refunds		15,858.06

TWIN CITIES AREA TRANSPORTATION AUTHORITY

Trial Balance

Accrual Basis

As of October 31, 2020

	Oct 31, 20	
	Debit	Credit
501011 · OPERATORS WAGES	28,233.52	
501021 · OTHER WAGES - OPER	4,582.64	
501022 · OTHER WAGES - MAINT	5,044.47	
501023 · OTHER WAGES - ADMIN	7,646.61	
501031 · DISPATCHERS WAGES	4,690.48	
502031 · HEALTH INS - OPER	15,098.20	
502032 · HEALTH INS - MAINT	1,459.62	
502033 · HEALTH INSURANCE ADMIN	5,305.64	
502041 · SS & MED OPER	2,936.74	
502042 · SS & MED MAINT	402.12	
502043 · SS & MED ADMIN	591.71	
502071 · UNEMPLOYMENT - OPER	20.29	
502072 · UNEMPLOYMENT - MAINT	17.74	
502081 · WORKERS COMP OPER	1,740.08	
502082 · WORKERS COMP MAINT	164.05	
502083 · WORKERS COMP ADMIN	76.87	
502091 · SICK LEAVE -OPER	573.02	
502093 · SICK LEAVE -ADMIN	88.00	
502111 · VACATION -OPER	318.00	
502112 · VACATION - MAINT	212.00	
503031 · SERVICE OPER	5,792.50	
503032 · SERVICE MAINT	14,720.38	
503033 · SERVICE ADMIN	3,507.03	
503053 · CONTRACT MAINT ADMIN	56.79	
503072 · SECURITY SERVICE	499.15	
503991 · DRUG TESTING OPER	186.00	
503992 · OTHER SERVICE	202.00	
503993 · OTHER SERVICE ADMIN	7,052.50	
504011 · FUEL OPER	12,796.54	
504012 · FUEL MAINT	105.60	
504013 · FUEL ADMIN	106.64	
504021 · TIRES	3,376.52	
504031 · SUPPLIES OPER	637.32	
504032 · SUPPLIES MAINT	7,508.15	
504033 · SUPPLIES ADMIN	360.94	
505021 · ELECTRIC OPER	288.74	
505022 · ELECTRIC MAINT	1,865.69	
505023 · ELECTRIC ADMIN	66.63	
505031 · GAS SERVICE OPER	80.91	
505033 · GAS SERVICE ADMIN	646.10	
505051 · TELEPHONE OPER	360.34	
505053 · TELEPHONE ADMIN	154.43	
506031 · BUS INSURANCE OPER	6,190.25	
506043 · BUILDING INS	853.49	
512121 · RENTAL OPER	545.28	
512123 · RENTAL ADMIN	46.05	
TOTAL	<u>5,888,171.34</u>	<u>5,888,171.34</u>

TWIN CITIES AREA TRANSPORTATION AUTHORITY
Profit & Loss
 October 2020

	Oct 20
Ordinary Income/Expense	
Income	
40101 · FAREBOX	11,698.58
40102 · Punch Cards White	112.50
40103 · Fare box coin over and short	-5.86
40104 · Punch Cards Blue	445.50
40199 · FARES-TOKENS	255.50
40801 · LOCAL SUBSIDY - MILLAGE	10,000.00
409991 · Punch Card white - local match	810.00
409992 · Punch Card Blue - Local Match	418.50
409993 · Tokes - Local Match	2,000.00
41101 · STATE SUBSIDY - OPER	66,062.00
411012 · JARC Blue oper	11,512.00
411013 · JARC Red Operating	14,507.00
41361 · FEDERAL CARES ACT-OPER	89,594.00
41401 · INTEREST INCOME	2.24
440000 · Refunds	15,858.06
	223,270.02
Total Income	223,270.02
Gross Profit	223,270.02
Expense	
501011 · OPERATORS WAGES	28,233.52
501021 · OTHER WAGES - OPER	4,582.64
501022 · OTHER WAGES - MAINT	5,044.47
501023 · OTHER WAGES - ADMIN	7,646.61
501031 · DISPATCHERS WAGES	4,690.48
502031 · HEALTH INS - OPER	15,098.20
502032 · HEALTH INS - MAINT	1,459.62
502033 · HEALTH INSURANCE ADMIN	5,305.64
502041 · SS & MED OPER	2,936.74
502042 · SS & MED MAINT	402.12
502043 · SS & MED ADMIN	591.71
502071 · UNEMPLOYMENT - OPER	20.29
502072 · UNEMPLOYMENT - MAINT	17.74
502081 · WORKERS COMP OPER	1,740.08
502082 · WORKERS COMP MAINT	164.05
502083 · WORKERS COMP ADMIN	76.87
502091 · SICK LEAVE -OPER	573.02
502093 · SICK LEAVE -ADMIN	88.00
502111 · VACATION -OPER	318.00
502112 · VACATION - MAINT	212.00
503031 · SERVICE OPER	5,792.50
503032 · SERVICE MAINT	14,720.38
503033 · SERVICE ADMIN	3,507.03
503053 · CONTRACT MAINT ADMIN	56.79
503072 · SECURITY SERVICE	499.15
503991 · DRUG TESTING OPER	186.00
503992 · OTHER SERVICE	202.00
503993 · OTHER SERVICE ADMIN	7,052.50
504011 · FUEL OPER	12,796.54
504012 · FUEL MAINT	105.60
504013 · FUEL ADMIN	106.64
504021 · TIRES	3,376.52
504031 · SUPPLIES OPER	637.32
504032 · SUPPLIES MAINT	7,508.15
504033 · SUPPLIES ADMIN	360.94
505021 · ELECTRIC OPER	288.74
505022 · ELECTRIC MAINT	1,865.69
505023 · ELECTRIC ADMIN	66.63
505031 · GAS SERVICE OPER	80.91
505033 · GAS SERVICE ADMIN	646.10
505051 · TELEPHONE OPER	360.34
505053 · TELEPHONE ADMIN	154.43

TWIN CITIES AREA TRANSPORTATION AUTHORITY
Profit & Loss
October 2020

	Oct 20
506031 · BUS INSURANCE OPER	6,190.25
506043 · BUILDING INS	853.49
512121 · RENTAL OPER	545.28
512123 · RENTAL ADMIN	46.05
Total Expense	147,207.77
Net Ordinary Income	76,062.25
Net Income	76,062.25

Total Eligible Expenses	\$119,805.77
State Reimbursement Rate for 2020	36.79%
State of Michigan Subsidy Based on Expenses	\$44,076.54
State Revenue Recorded(41101)	\$66,062.00
Over/Under payment	\$21,985.46
Net Income from Profit & Loss Statement	\$76,062.50
State Adjustment	\$21,985.46
Income from Capital	\$0.00
Add back Ineligible Depreciation	\$0.00
Total Reduction in Income	\$21,985.46
Net Income After Adjustments	\$54,077.04

TWIN CITIES AREA TRANSPORTATION AUTHORITY

Balance Sheet

As of October 31, 2020

Accrual Basis

	Oct 31, 20
ASSETS	
Current Assets	
Checking/Savings	
10101 · TCF BANK	159,188.32
Total Checking/Savings	159,188.32
Accounts Receivable	
1200 · ACCOUNTS RECEIVABLE	2,217.75
Total Accounts Receivable	2,217.75
Other Current Assets	
10102 · PETTY CASH	230.00
10205 · DUE FROM FED - OPER	520,135.00
10211 · DUE FROM STATE - CAPITAL	170.00
10212 · DUE FROM FED - CAPITAL	680.00
10215 · Due from State JARC blue	53,334.00
10216 · Due from State JARC Red	70,469.00
10220 · DUE FROM ST. OPER	591.00
10302 · FUEL INVENTORY	15,352.14
10401 · PREPAID VEHICLE INS.	33,100.25
10402 · PREPAID WORKER COMP	3,962.00
10403 · PREPAID HEALTH INS.	23,658.52
10405 · PREPAID BUILDING INSURANCE	6,112.15
Total Other Current Assets	727,794.06
Total Current Assets	889,200.13
Fixed Assets	
111011 · LAND	80,715.20
111012 · FACILITY	
111031 · Depreciation	-1,640,564.75
111012 · FACILITY - Other	1,739,794.06
Total 111012 · FACILITY	99,229.31
111013 · REVENUE VEHICLES	
111032 · Depreciation revenue vehicles	-1,240,034.13
111013 · REVENUE VEHICLES - Other	2,087,502.71
Total 111013 · REVENUE VEHICLES	847,468.58
111014 · WRECKER/ OTHER VEHICLES	
111033 · Depreciation	-143,607.21
111014 · WRECKER/ OTHER VEHICLES - Other	388,292.42
Total 111014 · WRECKER/ OTHER VEHICLES	244,685.21
111015 · EQUIPMENT	
111034 · Depreciation	-411,669.58
111015 · EQUIPMENT - Other	545,453.19
Total 111015 · EQUIPMENT	133,783.61
Total Fixed Assets	1,405,881.91
TOTAL ASSETS	2,295,082.04
LIABILITIES & EQUITY	
Liabilities	
Current Liabilities	
Accounts Payable	
2000 · Accounts Payable	134,231.11
Total Accounts Payable	134,231.11

TWIN CITIES AREA TRANSPORTATION AUTHORITY

Balance Sheet

As of October 31, 2020

Accrual Basis

	Oct 31, 20
Other Current Liabilities	
20211 · PAYROLL WITHHOLDING	5,401.00
20215 · Employer taxes Payable	310.31
21102 · ADVANCE LOCAL MILLAGE	-10,000.00
Total Other Current Liabilities	-4,288.69
Total Current Liabilities	129,942.42
Long Term Liabilities	
21106 · Accrued Sick Days	18,040.20
21108 · Accrued Vacation Pay	42,192.56
Total Long Term Liabilities	60,232.76
Total Liabilities	190,175.18
Equity	
3900 · Retained Earnings	2,028,844.61
Net Income	76,062.25
Total Equity	2,104,906.86
TOTAL LIABILITIES & EQUITY	2,295,082.04

TWIN CITIES AREA TRANSPORTATION AUTHORITY
Profit & Loss Prev Year Comparison
October 2020

	Oct 20	Oct 19	\$ Change	% Change
Ordinary Income/Expense				
Income				
40101 · FAREBOX	11,698.58	17,788.37	-6,089.79	-34.2%
40102 · Punch Cards White	112.50	270.00	-157.50	-58.3%
40103 · Fare box coin over and short	-5.86	-9.14	3.28	35.9%
40104 · Punch Cards Blue	445.50	1,036.00	-590.50	-57.0%
40199 · FARES-TOKENS	255.50	65.50	190.00	290.1%
40801 · LOCAL SUBSIDY - MILLAGE	10,000.00	0.00	10,000.00	100.0%
409991 · Punch Card white - local match	810.00	0.00	810.00	100.0%
409992 · Punch Card Blue - Local Match	418.50	1,431.00	-1,012.50	-70.8%
409993 · Tokes - Local Match	2,000.00	5,550.00	-3,550.00	-64.0%
41101 · STATE SUBSIDY - OPER	66,062.00	61,626.00	4,436.00	7.2%
411012 · JARC Blue oper	11,512.00	13,002.00	-1,490.00	-11.5%
411013 · JARC Red Operating	14,507.00	15,584.00	-1,077.00	-6.9%
41301 · FEDERAL SUBSIDY - OPER	0.00	61,874.00	-61,874.00	-100.0%
41361 · FEDERAL CARES ACT-OPER	89,594.00	0.00	89,594.00	100.0%
41401 · INTEREST INCOME	2.24	112.42	-110.18	-98.0%
440000 · Refunds	15,858.06	0.00	15,858.06	100.0%
Total Income	223,270.02	178,330.15	44,939.87	25.2%
Gross Profit	223,270.02	178,330.15	44,939.87	25.2%
Expense				
501011 · OPERATORS WAGES	28,233.52	36,126.29	-7,892.77	-21.9%
501021 · OTHER WAGES - OPER	4,582.64	7,604.41	-3,021.77	-39.7%
501022 · OTHER WAGES - MAINT	5,044.47	5,578.02	-533.55	-9.6%
501023 · OTHER WAGES - ADMIN	7,646.61	10,014.64	-2,368.03	-23.7%
501031 · DISPATCHERS WAGES	4,690.48	3,930.13	760.35	19.4%
502031 · HEALTH INS - OPER	15,098.20	1,828.70	13,269.50	725.6%
502032 · HEALTH INS - MAINT	1,459.62	176.62	1,283.00	726.4%
502033 · HEALTH INSURANCE ADMIN	5,305.64	339.60	4,966.04	1,462.3%
502041 · SS & MED OPER	2,936.74	5,221.62	-2,284.88	-43.8%
502042 · SS & MED MAINT	402.12	687.60	-285.48	-41.5%
502043 · SS & MED ADMIN	591.71	1,109.34	-517.63	-46.7%
502071 · UNEMPLOYMENT - OPER	20.29	174.41	-154.12	-88.4%
502072 · UNEMPLOYMENT - MAINT	17.74	46.62	-28.88	-62.0%
502073 · UNEMPLOYMENT - ADMIN	0.00	64.96	-64.96	-100.0%
502081 · WORKERS COMP OPER	1,740.08	2,901.31	-1,161.23	-40.0%
502082 · WORKERS COMP MAINT	164.05	273.52	-109.47	-40.0%
502083 · WORKERS COMP ADMIN	76.87	128.17	-51.30	-40.0%
502091 · SICK LEAVE -OPER	573.02	1,006.53	-433.51	-43.1%
502092 · SICK LEAVE -MAINT.	0.00	-167.04	167.04	100.0%
502093 · SICK LEAVE -ADMIN	88.00	348.00	-260.00	-74.7%
502111 · VACATION -OPER	318.00	393.71	-75.71	-19.2%
502112 · VACATION - MAINT	212.00	729.36	-517.36	-70.9%
502113 · VACATION - ADMIN	0.00	27.84	-27.84	-100.0%
503023 · ADVERTISING FEES	0.00	45.40	-45.40	-100.0%
503031 · SERVICE OPER	5,792.50	0.00	5,792.50	100.0%
503032 · SERVICE MAINT	14,720.38	22,574.91	-7,854.53	-34.8%
503033 · SERVICE ADMIN	3,507.03	5,295.29	-1,788.26	-33.8%
503053 · CONTRACT MAINT ADMIN	56.79	0.00	56.79	100.0%
503072 · SECURITY SERVICE	499.15	66.15	433.00	654.6%
503990 · NEW FREEDOM PROG CONTRACT	0.00	276.00	-276.00	-100.0%
503991 · DRUG TESTING OPER	186.00	385.00	-199.00	-51.7%
503992 · OTHER SERVICE	202.00	150.00	52.00	34.7%
503993 · OTHER SERVICE ADMIN	7,052.50	4,745.50	2,307.00	48.6%
504011 · FUEL OPER	12,796.54	14,692.77	-1,896.23	-12.9%
504012 · FUEL MAINT	105.60	1,323.98	-1,218.38	-92.0%
504013 · FUEL ADMIN	106.64	0.00	106.64	100.0%
504021 · TIRES	3,376.52	1,794.00	1,582.52	88.2%
504031 · SUPPLIES OPER	637.32	0.00	637.32	100.0%
504032 · SUPPLIES MAINT	7,508.15	1,973.00	5,535.15	280.5%
504033 · SUPPLIES ADMIN	360.94	2,138.60	-1,777.66	-83.1%
505021 · ELECTRIC OPER	288.74	37.41	251.33	671.8%

Excludes Capital Revenue

TWIN CITIES AREA TRANSPORTATION AUTHORITY
Profit & Loss Prev Year Comparison
October 2020

	Oct 20	Oct 19	\$ Change	% Change
505022 · ELECTRIC MAINT	1,865.69	1,047.37	818.32	78.1%
505023 · ELECTRIC ADMIN	66.63	162.09	-95.46	-58.9%
505031 · GAS SERVICE OPER	80.91	39.52	41.39	104.7%
505032 · GAS SERVICE MAINT	0.00	1,106.78	-1,106.78	-100.0%
505033 · GAS SERVICE ADMIN	646.10	171.29	474.81	277.2%
505041 · WATER OPER	0.00	27.06	-27.06	-100.0%
505042 · WATER MAINT	0.00	757.65	-757.65	-100.0%
505043 · WATER ADMIN	0.00	117.26	-117.26	-100.0%
505051 · TELEPHONE OPER	360.34	0.00	360.34	100.0%
505053 · TELEPHONE ADMIN	154.43	0.00	154.43	100.0%
506031 · BUS INSURANCE OPER	6,190.25	15,120.00	-8,929.75	-59.1%
506043 · BUILDING INS	853.49	706.33	147.16	20.8%
509021 · TRAVEL OPER	0.00	1,435.00	-1,435.00	-100.0%
509023 · TRAVEL ADMIN	0.00	1,098.55	-1,098.55	-100.0%
509141 · Obsolete DRUG TESTING OPER	0.00	0.00	0.00	0.0%
512121 · RENTAL OPER	545.28	0.00	545.28	100.0%
512123 · RENTAL ADMIN	46.05	0.00	46.05	100.0%
Total Expense	147,207.77	155,831.27	-8,623.50	-5.5%
Net Ordinary Income	76,062.25	22,498.88	53,563.37	238.1%
Net Income	76,062.25	22,498.88	53,563.37	238.1%