

NOTICE OF MEETING

Twin Cities Area Transportation Authority

Board Meeting

Wednesday, May 26, 2021

12:00 PM

Pursuant to Public Act 228, Sec. 3a. (a), the Twin Cities Area Transportation Authority (TCATA) will hold the TCATA Board meeting by phone for our public conference on **Wednesday, May 26, 2021 at 12:00 p.m.**

The agenda, public notice and additional information can be found on the web at this address:
<https://www.mywaythere.org/tcatameetings.asp>

Rules regarding public participation are unchanged, and members of the public are invited to participate during the public comment period.

Join Zoom Meeting

<https://zoom.us/j/99208846226?pwd=Qk9BM2lVY1VXQjFaV3gyTGR3QlIPZz09>

Meeting ID: 992 0884 6226

Passcode: 192921

Dial by your location

+1 312 626 6799 US (Chicago)

+1 929 205 6099 US (New York)

+1 301 715 8592 US (Washington DC)

Find your local number: <https://zoom.us/u/adQtgjFP0j>

For those unable to participate remotely, you may submit a written comment to be read during the Public Comment period to Paul Gillespie by **Tuesday, May 25, 2021 by 3:00 pm**

If you have technical difficulties joining the meeting, contact 269-927-2268 and we will make every effort to assist you.

NOTICE OF MEETING

All public meetings held by TCATA are required to be accessible to persons with disabilities under Title II of the Americans with Disabilities Act (ADA). Accommodations are available upon request to persons with disabilities who require alternately formatted materials or auxiliary aids to ensure effective communication and access to public meetings or programs. For questions about accessibility or to request accommodations, please contact Paul Gillespie at 269-927-2268 or pgillespie@tcatabus.org. Providing at least 7 days advance notice will help to ensure availability.

TABLE OF CONTENTS
For the month of April 2021


Memorandum.....	pg	1
Agenda	pg	2
Minutes	pg	3-5
Operation Summary	pg	6
Ridership Comparison.....	pg	7-9
Ridership.....	pg	10
Fares.....	pg	11
Driver of the Month.....	pg	12
Check Detail	pg	13
Purchase by Vendor	pg	14&15
Unpaid Vendor.....	pg	16
Chemical Bank Debit Card Activity.....	pg	17&18
Wire Transfers.....	pg	19
Petty Cash.....	pg	20
Trial Balance.....	pg	21-24
Profit & Loss.....	pg	25&26
Balance Sheet.....	pg	27&28
Profit & Loss Previous Year Comparison.....	pg	29&30



Twin Cities Area Transportation Authority
(269) 927-2268 • Fax (269) 927-2310

275 East Wall Street, P.O. Box 837, Benton Harbor, MI 49023

MEMORANDUM

TO: TCATA Board Members
FROM: Paul Gillespie, Executive Director 
DATE: May 21, 2021
RE: TCATA Monthly Board Meeting

There is a TCATA board meeting scheduled for **Wednesday May 26, 2021 at 12:00 p.m.**

The monthly board meeting will be held **ON A ZOOM VIDEO CONFERENCE.**

Please find enclosed a **MEETING NOTICE** with additional information on how to connect to the video conference.

If any changes should occur, you will be notified by telephone on Tuesday May 25, 2021 or as soon as possible.

If there are any questions and/or instructions regarding this matter, please contact me at 269-927-2268.



Twin Cities Area Transportation Authority
(269) 927-2268 • Fax (269) 927-2310

275 East Wall Street, P.O. Box 837, Benton Harbor, MI 49023

AGENDA

ROLL CALL – 05/26/21

APPROVAL OF AGENDA

SECRETARY'S REPORT

- 2) General Information – 05/26/21
- 3) Minutes – 4/28/21

CHAIRMAN'S REPORT

- 1) General Information – 05/26/21

DIRECTOR'S REPORT

- 1) Operation Summary,
Ridership & Farebox – 04/21
- 2) Driver of the Month – 04/21
- 3) General Information – 05/26/21
- 4) Approval of Directors Report – 05/26/21

ACCOUNTANT'S REPORT

- 1) Unpaid Bills Detail – 04/21
- 2) Check Detail – 04/21
- 3) Purchases by Vendor Detail – 04/21
- 4) Petty Cash – 04/21
- 5) Wire Transfer – 04/21
- 6) Trial Balance, Profit loss, Profit and
Loss Budget vs. Actual
& Balance Sheet – 04/21
- 7) Approval of Accountant Report – 05/26/21
- 8) Audit Report

OLD BUSINESS

- 1)

NEW BUSINESS

- 1) Closed Session

PUBLIC COMMENTS

**TWIN CITIES AREA TRANSPORTATION AUTHORITY
REGULARLY SCHEDULED
BOARD MEETING
HELD April 28, 2021**

Board Members Present: Ms. Apollonia Williams, Treasurer
Mr. Jerry Edwards, Trustee
Ms. Lisa Varrie, Secretary
Mr. James Childs, Chairperson
Ms. Dorthoy Parker, Trustee

Board Members Absent:

Staff Present: Mr. Paul Gillespie, Executive Director
Mr. TJ Taylor, Assistant Director
Ms. Chalexis Tyson-Bradley, Finance Director
Ms. Desha King, Grant/Procurement Manager

Staff Absent:

Public:
Patricia Crayton
Eric Lester
Anthony Andrews.

The board meeting was called to order by Mr. Childs.

Agenda: A motion was requested by Ms. Varrie to approve the agenda of 4/28/21 as presented, supported by Ms. Williams. **MOTION CARRIED**

Secretary's Report: **General Information – NONE**
Minutes – A motion was requested by Ms. Williams to approve the minutes of 3/24/21 as presented, supported by Ms. Varrie. **MOTION CARRIED**

Chairperson's Report: **General information – NONE**

Director's Report: **General information** – Mr. Gillespie presented his report for the month of March 2021.

Operation Summary, Ridership & Fare box – Mr. Gillespie informed the board that the total Demand Response riders for the month of March was 10,421 of these 910 were senior riders and 3,085 were disabled riders, and 320 children, 5,684 regular riders, and Line Haul had 3,969 riders.

1,745.90 gallons of gasoline covering 10,689 miles an average of 6.1 miles per gallon. LP gas we used 7,745.40 gallons covering 36,711 miles an average of 4.7 miles per gallon. Total vehicle hours were 3,750 with an average of 2.8 passengers per vehicle hour.

Mr. Gillespie informed the board that the Ridership Comparison for FY2020 Year to Date was 84,376 passengers on the Demand Response and 33,103 passengers on the Fixed Route. FY2021 Year to Date was 53,465 passengers on the Demand Response and 20,618 passengers on the Fixed Route.

Driver of the month – Marvin Haywood with 713 passengers for the month of March 2021.

A motion was requested by Ms. Williams to approve the Director’s Report as presented for the month of March 2021, supported by Ms. Varrie. **MOTION CARRIED**

Accountant’s Report:

Check Details, Purchases by Vendor Detail & Unpaid Bills – A motion was requested by Ms. Williams to approve the check detail in the amount of \$121,568.47 for the month of March 2021, supported by Mr. Edwards. **MOTION CARRIED**

A motion was requested by Ms. Williams to approve the Purchases by Vendor in the amount of \$75,000.30 for the month of March 2021, supported by Mr. Edwards. **MOTION CARRIED**

A motion was requested by Ms. Williams to approve the Unpaid Bills Detail in the amount of \$1,453.82 for the month of March 2021, supported by Mr. Edwards. **MOTION CARRIED**

Bank Card Activity, Wire Transfers, & Petty Cash – was reviewed 3/21

Trial Balance, Balance Sheet & Profit & Loss- Ms. Tyson-Bradley stated that TCATA’s net income/(loss) as of March 2021, was \$240,465.03.

A motion was requested by Ms. Williams to approve the Profit & Loss Report for the month of March 2021, supported by Mr. Edwards. **MOTION CARRIED**

Old Business:

New Business:

A motion was requested by Ms. Varrie to approve a revised version of the FY 2022 Resolution of Intent, supported by Ms. Williams. **MOTION CARRIED**

Public Comments:

Miscellaneous comments about training on the tablets for drivers and incident reports.

There being no further discussions, the board meeting was adjourned by Mr. Edwards.

Secretary

Date

dk

OPERATION SUMMARY

7,091,122

PASSENGERS TO DATE

19,458,695

APR 2021
MILES TO DATE

Date	Regular	Senior	Disable	Child	SR. Dis	Total	VEHICLE DATA		VEHICLE DATA LP		VEH TO DATE				
							HAUL	FUEL	MILES	MILES /GAL.	FUEL	MILES	MGAL	HOURS	PASS/VEH.HR.
MON						0									
TUE						0									
WED						0									
THUR	233	33	105	29	21	421	159	50.2	384	7.6	352.4	1542	4.4	164	2.6
FRI	93	18	34	9	5	159	59	19.3	126	6.5	132.8	704	5.3	70	2.3
SAT	128	40	83	14	13	278	138	26.6	167	6.3	120.1	704	5.9	68	4.1
SUN															
TOTAL	454	91	222	52	39	858	356	96.1	677	7.0	605.3	2950	4.9	302	2.8
MON	207	46	100	17	18	388	161	11.2	77	6.9	322.4	1675	5.2	126	3.1
TUE	232	36	98	34	12	412	183	18.6	126	6.8	337.9	1660	4.9	138	3.0
WED	246	53	116	24	24	463	191	4.3	215	5.0	284.9	1561	5.5	137	3.4
THUR	227	36	95	24	13	395	140	24.9	145	5.8	322.1	1693	5.3	144	2.7
FRI	213	39	119	21	12	404	172	45.6	274	6.0	217.1	1313	6.0	128	3.2
SAT	134	16	63	5	18	236	88	39.4	216	5.5	73.0	637	8.7	65	3.6
SUN															
TOTAL	1259	226	591	125	97	2298	935	182.7	1053	5.8	1557.4	8539	5.5	738	3.1
MON	234	30	109	23	19	415	168	6.3	388	6.2	394.3	1473	3.7	140	3.0
TUE	257	19	140	6	22	444	166	57.5	383	6.7	261.3	1503	5.8	150	3.0
WED	267	31	128	16	13	455	183	58.7	428	7.3	292.8	1507	5.1	146	3.1
THUR	216	36	130	19	24	425	173	85.9	452	5.3	333.8	1539	4.6	156	2.7
FRI	247	31	128	25	11	442	194	77.1	487	6.3	263.0	1334	5.1	152	2.9
SAT	179	15	55	6	8	263	85	42.1	294	7.0	87.2	590	6.8	68	3.9
SUN															
TOTAL	1400	162	690	95	97	2444	969	384.3	2432	6.3	1632.4	7946	4.9	812	3.0
MON	233	24	121	16	12	406	149	52.5	340	6.5	357.9	1596	4.5	145	2.8
TUE	260	33	108	25	24	450	145	69.9	429	6.1	292.1	1573	5.4	149	3.0
WED	247	29	119	11	12	418	153	91.5	458	5.0	278.6	1342	4.8	143	2.9
THUR	254	38	101	8	18	419	140	68.4	364	5.3	362.0	1507	4.2	158	2.7
FRI	229	35	112	8	11	395	141	45.7	357	7.8	364.7	1592	4.4	149	2.7
SAT	131	23	58	5	13	230	87	41.4	128	3.1	137.5	787	5.7	60	3.8
SUN															
TOTAL	1354	182	619	73	90	2318	815	369.4	2076	5.6	1792.8	8397	4.7	804	2.9
MON	197	41	91	8	13	350	132	13.8	132	9.6	297.1	1653	5.6	135	2.6
TUE	219	27	111	2	19	378	127	34.1	279	8.2	266.1	1639	6.2	144	2.6
WED	212	24	108	13	12	369	123	27.7	243	8.8	350.5	1646	4.7	138	2.7
THUR	234	10	95	6	10	355	134	38.8	236	6.1	315.6	1657	5.3	151	2.4
FRI	266	39	115	25	21	466	200	30.4	183	6.0	348.4	1718	4.9	154	3.0
SAT						0				#DIV/0!					
SUN															
TOTAL	1128	141	520	54	75	1918	716	144.8	1073	7.4	1577.7	8313	5.3	722	2.7
MONTH TOTAL	5595	802	2642	399	398	9836	3791	1177.3	7311	6.2	7165.6	36145	5.0	3378	2.9

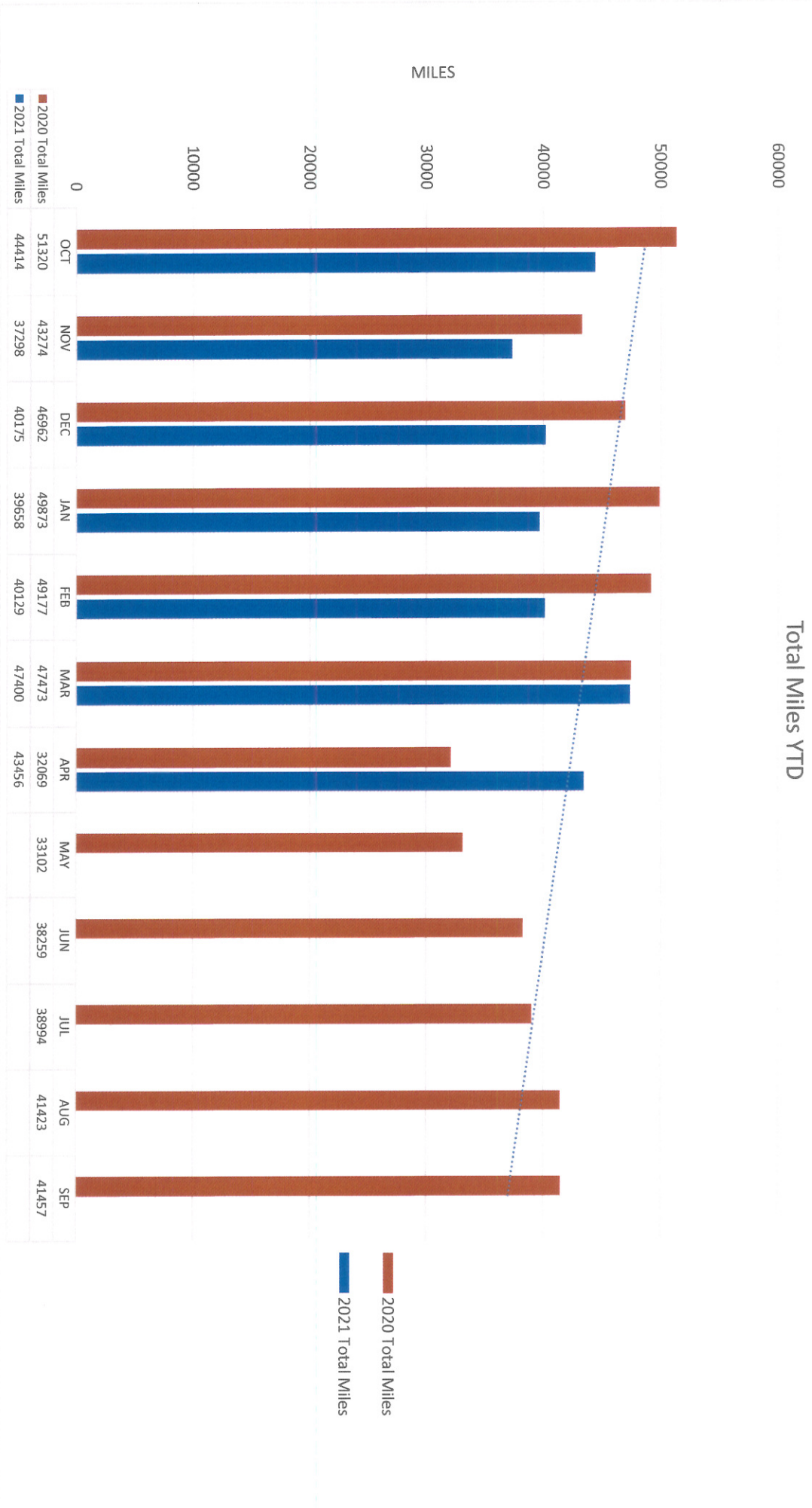
Fiscal Year 2020

Date	Regular	Senior	Disable	Child	Sr. Dis	Total	HAUL	FUEL	MILES	/GAL.	Fuel	Miles	M/Gal	HOURS	VEH.HR.	PASS/
10/19	8329	1714	4919	339	502	15803	5189	2788.1	16381	5.9	8125.6	34939	4.30	4333	3.6	
11/19	8394	1085	3479	328	476	13762	7556	2264.5	13335	5.9	7339.3	29939	4.10	3802	3.6	
12/19	6033	1541	4759	369	445	13147	4840	2073.1	12131	5.9	7915.2	34831	4.4	3986	3.3	
01/20	10374	1016	3684	486	422	15982	6150	2726.8	14555	5.3	8253.73	35318	4.30	4301	3.7	
02/20	7532	1409	4194	391	404	13930	4290	2280.6	13811	6.1	7714.8	35366	4.60	4224	3.3	
03/20	6585	1313	3106	388	360	11752	5078	1857.5	11075	6.0	7913.1	36398	4.60	4326	2.7	
04/20	3609	678	1931	193	202	6613	3171	1167.2	8496	7.3	4938.2	23573	4.77	3449	1.9	
Total	50856	8756	26072	2494	2811	90989	36274	15157.8	89784	5.9	52199.93	230364	4.41	28421	3.20	

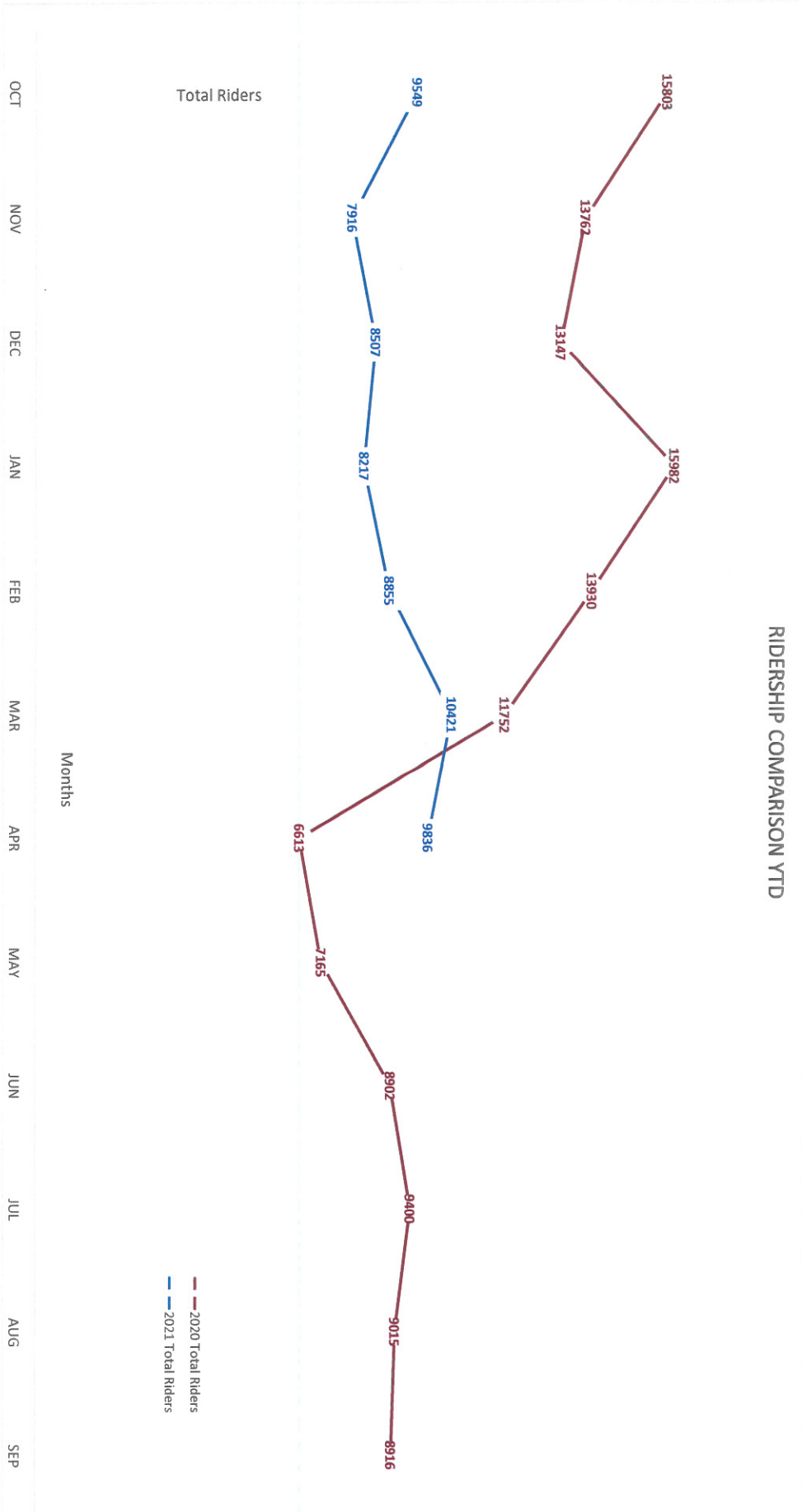
Ridership Comparison

Fiscal Year 2021

Date	Regular	Senior	Disable	Child	Sr. Dis	Total	HAUL	FUEL	MILES	/GAL.	Fuel	Miles	M/Gal	HOURS	VEH.HR.	PASS/
10/20	4703	994	3181	275	396	9549	3942	1185.1	8622	7.3	6772	35792	5.3	3581	2.7	
11/20	4189	826	2348	219	334	7916	3125	869.1	5701	6.6	6157	31597	5.1	3212	2.5	
12/20	4438	983	2514	276	296	8507	3393	1062.2	6345	6.0	6802.1	33830	5.0	3508	2.4	
01/21	4390	751	2528	211	337	8217	2991	1408.2	8124	5.8	6825.9	31534	4.62	3198	2.6	
02/21	4890	761	2657	222	325	8855	3198	1941.6	11768	6.1	5683.2	28361	4.99	3150	2.8	
03/21	5684	910	3085	320	422	10421	3969	1745.9	10689	6.1	7745.4	36711	4.74	3750	2.8	
04/21	5595	802	2642	399	398	9836	3791	1177.3	7311	6.2	7165.6	36145	5.04	3378	2.9	
Total	33889	6027	18955	1922	2508	63301	24409	9389.4	58560	6.2	47151.2	233970	4.96	23777	2.66	
Change	-16967	-2729	-7117	-572	-303	-27688	-11865	-5768.4	-31224	0.3	-5048.7	-3606	0.55	-4644	-0.54	
% Change	66.6%	68.8%	72.7%	77.1%	89.2%	69.6%	67.3%	61.9%	65.2%	105.3%	90.3%	101.6%	112.4%	83.7%	83.2%	



RIDERSHIP COMPARISON YTD



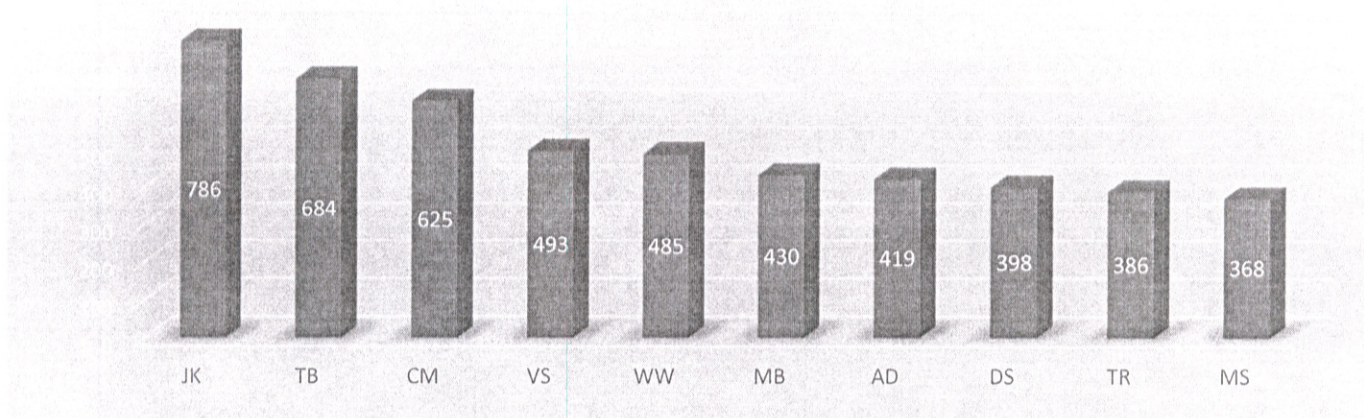
RIDERSHIP

	2020 FY	2020 FY	2021 FY	2021 FY	2021 FY	YTD	%
	Month	Year to	Month	Year to	Month	Difference	
	Total	Date	Total	Date	Difference	Difference	Change
Oct	15,803	15,803	9,549	9,549	-6,254	-6,254	-39.57%
Nov	13,762	29,565	7,916	17,465	-5,846	-12,100	-40.93%
Dec	13,147	42,712	8,429	25,894	-4,718	-16,818	-39.38%
Jan	15,982	58,694	8,217	34,111	-7,765	-24,583	-41.88%
Feb	13,930	72,624	8,855	42,966	-5,075	-29,658	-40.84%
March	11,752	84,376	10,421	53,387	-1,331	-30,989	-36.73%
April	6,613	90,989	9,836	63,223	3,223	-27,766	-30.52%
May							
June							
July							
Aug							
Sept							
TOTAL	90,989	90,989	63,223	63,223	-27,766	-27,766	-30.52%

FARES

	2020 FY	2020 FY	2021 FY	2021 FY	2021 FY	YTD	%
	Month	Year to	Month	Year to	Month	Difference	
	Total	Date	Total	Date	Difference	Difference	Change
Oct	\$ 26,140.87	\$ 26,140.87	\$ 15,734.72	\$ 15,734.72	\$ (10,406.15)	\$ (10,406.15)	-39.81%
Nov	\$ 17,371.76	\$ 43,512.63	\$ 12,913.28	\$ 28,648.00	\$ (4,458.48)	\$ (14,864.63)	-34.16%
Dec	\$ 23,215.30	\$ 66,727.93	\$ 11,487.23	\$ 40,135.23	\$ (11,728.07)	\$ (26,592.70)	-39.85%
Jan	\$ 18,757.33	\$ 85,485.26	\$ 11,743.29	\$ 51,878.52	\$ (7,014.04)	\$ (33,606.74)	-39.31%
Feb	\$ 19,521.10	\$ 105,006.36	\$ 15,023.84	\$ 66,902.36	\$ (4,497.26)	\$ (38,104.00)	-36.29%
March	\$ 15,973.23	\$ 120,979.59	\$ 17,412.71	\$ 84,315.07	\$ 1,439.48	\$ (36,664.52)	-30.31%
April	\$ 8,985.62	\$ 129,965.21	\$ 13,523.87	\$ 97,838.94	\$ 4,538.25	\$ (32,126.27)	-24.72%
May							
June							
July							
Aug							
Sept							
TOTAL	\$ 129,965.21	\$ 129,965.21	\$ 97,838.94	\$ 97,838.94	\$ (32,126.27)	\$ (32,126.27)	-24.72%

Driver of the Month APRIL 2021



1 J.King	786 JK
2 T. Brook	684 TB
3 C. Modelewski	625 CM
4 V.Smith	493 VS
5 W. Wright	485 WW
6 M.Brown	430 MB
7 A. Dwints	419 AD
8 D.Sanders	398 DS
9 T. Rolfe	386 TR
10 M. Simmons	368 MS

TOTAL 5074

Average passenger per month 507

	WEEKDAY	SATURDAY	TOTAL	LAST MONTH
BLUE	1683	197	1880	2018
BLUE JARC	693	65	758	828
RED JARC	974	127	1101	1053
YELLOW	112	0	112	170
TOTAL LINE HAULS	3462	389	3851	4069
LAST MONTH	3671	398	4069	
Difference	-209	-9	-218	

Check Detail

As of April 30, 2021

Date	Num	Name	Memo	Credit
10101 · TCF BANK				
04/05/2021	29021	ART & IMAGE	17340	170.00
04/05/2021	29022	Belle Tire	17351	947.31
04/05/2021	29023	CITY OF BH	17339	311.47
04/05/2021	29024	Delta Dental	17346	1,788.51
04/05/2021	29025	PARRETT BUSINESS	17347	53.42
04/05/2021	29026	Southwest Michigan Planning Commission	17352	10,409.14
04/05/2021	29027	VSP INSURANCE CO.	17345	437.03
04/08/2021	29028	BILL PURVIS	17353	1,800.00
04/08/2021	29029	Colonial Life & Accidental Ins. Co	JE 04-10	118.27
04/08/2021	29030	DONNEL KYLE	DK 040821	148.50
04/08/2021	29031	Kenneth Bragg	KB 040821	148.50
04/08/2021	29032	MISDU	JE 04-10	1,015.18
04/08/2021	29033	TRANSAMERICA	52411	636.09
04/08/2021	29034	UNION DUES	JE 04-10	475.20
04/09/2021	29035	Indiana Michigan Power	17354	1,257.54
04/09/2021	29036	KOTZ SANGSTER WYSOCKI P.C.	VOID: 17332	
04/09/2021	29037	MICH GAS	17355	1,283.09
04/09/2021	29038	Priority Health	17357	23,210.94
04/09/2021	29039	RAPID PRINT	17329	16.12
04/09/2021	29040	STAPLES	17358	386.23
04/09/2021	29041	UniFirst Corp. 099	17359	724.19
04/09/2021	29042	HEI WIRELESS	17331	2,204.80
04/13/2021	29043	ADT	VOID: 17348	
04/13/2021	29044	DoubleMAP	17343	6,266.37
04/13/2021	29045	HEI WIRELESS		480.30
04/13/2021	29046	MICHIGAN PUBLIC TRANSIT	17342	1,249.00
04/16/2021	29047	ADT	17348	66.15
04/16/2021	29048	ComCast	17361	571.07
04/16/2021	29049	General Agency Co.	506043	1,848.08
04/16/2021	29050	Hanson Beverage Co.	17356	76.95
04/16/2021	29051	HEI WIRELESS	17344	63.92
04/16/2021	29052	KOTZ SANGSTER WYSOCKI P.C.	17332	2,408.00
04/16/2021	29053	O'Reilly Auto Parts	17360	961.92
04/16/2021	29054	Pri Mar Petroleum	17362	304.92
04/16/2021	29055	THAYER	17377	391.36
04/16/2021	29056	WSJM Tower Operations	17364	561.64
04/16/2021	29057	Belle Tire	17378	1,823.20
04/19/2021	29058	Auto-Wares Group	17349	28.24
04/19/2021	29059	BEST WAY DISPOSAL	17375	162.00
04/19/2021	29060	CITY OF BH	17369	348.22
04/19/2021	29061	LEISURE LAWN	17341	259.00
04/19/2021	29062	Orkin	17374	102.66
04/22/2021	29063	Barbara Tsaturova		86.06
04/22/2021	29064	BILL PURVIS	17379	1,990.75
04/22/2021	29065	Colonial Life & Accidental Ins. Co	JE 0410-21	118.27
04/22/2021	29066	Internal Revenue Service	17363	470.10
04/22/2021	29067	MISDU	JE 0410-21	1,015.18
04/22/2021	29068	TRANSAMERICA	52411	636.09
04/27/2021	29069	Aetna	17384	26.20
04/27/2021	29070	ALL CITIES OCCUPATIONAL	17393	248.00
04/27/2021	29071	AT&T	17389	357.50
04/27/2021	29072	CTAA	17383	250.00
04/27/2021	29073	D&S Heavy Duty & Trailer Repair		5,925.89
04/27/2021	29074	Delta Dental	17391	1,788.51
04/27/2021	29075	Green For Life	17350	75.00
04/27/2021	29076	HEI WIRELESS	17372	275.00
04/27/2021	29077	Jordan Automotive Group	17371	435.75
04/27/2021	29078	Priority Health	17380	23,210.94
04/27/2021	29079	Standard Insurance Company	17390	946.64
04/27/2021	29080	TCA-SynerTech, LLC		2,404.80
04/27/2021	29081	UniFirst Corp. 099	17370	423.07
04/27/2021	29082	VSP INSURANCE CO.	17381	437.03

Total 10101 · TCF BANK

106,635.31

TOTAL

106,635.31

Chairperson Approval

Date:

TWIN CITIES AREA TRANSPORTATION AUTHORITY
Purchases by Vendor Detail
April 2021

Memo	Amount
ADT	
503072 security	66.15
Total ADT	66.15
Auto-Wares Group	
504032 Maintenance Supplies	382.60
Total Auto-Wares Group	382.60
BEST WAY DISPOSAL	
503992 sanitation	162.00
Total BEST WAY DISPOSAL	162.00
BILL PURVIS	
Consulting Service 503993	1,800.00
Consulting Service 503993	1,800.00
504032 Maintenance Supplies	190.75
Total BILL PURVIS	3,790.75
CITY OF BH	
505043 Administration Water	45.27
505042 Maintenance Water	292.50
505041 Operations water	10.45
Total CITY OF BH	348.22
CITY PLUMBING	
503032 Maintenance Service	602.19
Total CITY PLUMBING	602.19
ComCast	
505053 administration telephone	127.91
505051 operations telephone	298.67
503033 Administration Service	144.49
Total ComCast	571.07
D&S Heavy Duty & Trailer Repair	
503032 Maintenance Service	2,501.10
503032 Maintenance Service	510.00
503032 Maintenance Service	4,944.76
Total D&S Heavy Duty & Trailer Repair	7,955.86
Delta Dental	
10403 prepaid health	1,788.51
Total Delta Dental	1,788.51
Indiana Michigan Power	
505021 Electric - Operation	38.64
505022 Electric - Maintenance	1,081.71
505023 - Electric - Administration	167.41
Total Indiana Michigan Power	1,287.76
Internal Revenue Service	
507003 taxes and fees	470.10
Total Internal Revenue Service	470.10
MICH GAS	
505031 gas operations	22.05
505032 gas maintenance	617.37
505033 gas administration	95.55
Total MICH GAS	734.97

TWIN CITIES AREA TRANSPORTATION AUTHORITY
Purchases by Vendor Detail
 April 2021

Memo	Amount
Mich. Transit Pool - Liability Trust Fund	
10401 prepaid vehicle insurance	16,959.00
Total Mich. Transit Pool - Liability Trust Fund	16,959.00
PETTY CASH	
OFFICE SUPPLIES ADMIN	55.00
504033 Administration Supplies	8.00
504033 Administration Supplies	28.61
OFFICE SUPPLIES ADMIN	8.79
504033 Administration Supplies	-10.00
OFFICE SUPPLIES ADMIN	55.00
504033 Administration Supplies	16.94
OFFICE SUPPLIES ADMIN	60.00
Total PETTY CASH	222.34
Priority Health	
10403 prepaid health	23,210.94
Total Priority Health	23,210.94
RAPID PRINT	
504033 Administration Supplies	54.00
504033 Administration Supplies	196.55
Total RAPID PRINT	250.55
Standard Insurance Company	
10403 prepaid health	946.64
Total Standard Insurance Company	946.64
THAYER	
504032 Maintenance Supplies	391.36
Total THAYER	391.36
WSJM Tower Operations	
512121 operations rental	561.64
Total WSJM Tower Operations	561.64
TOTAL	60,702.65

TWIN CITIES AREA TRANSPORTATION AUTHORITY
Unpaid Bills Detail
As of April 30, 2021

Type	Date	Num	Due Date	Aging	Open Balance
ADT					
Bill	04/21/2021	17404	05/21/2021		66.15
Total ADT					66.15
Auto-Wares Group					
Bill Pmt -Check	12/22/2020	28839			-0.09
Bill	11/25/2020	17181	12/25/2020	126	0.09
Bill	04/25/2021	17398	05/25/2021		382.60
Total Auto-Wares Group					382.60
CITY PLUMBING					
Bill	04/25/2021	17400	05/05/2021		602.19
Total CITY PLUMBING					602.19
D&S Heavy Duty & Trailer Repair					
Bill	04/05/2021	17367-8	05/05/2021		3,011.10
Bill	04/30/2021	17401	05/30/2021		4,944.76
Total D&S Heavy Duty & Trailer Repair					7,955.86
Mich. Transit Pool - Liability Trust Fund					
Bill	04/25/2021	17399	05/25/2021		16,959.00
Total Mich. Transit Pool - Liability Trust Fund					16,959.00
TOTAL					25,965.80



Twin Cities Area Transportation Authority
(269) 927-2268 • Fax (269) 927-2310

275 East Wall Street, P.O. Box 837, Benton Harbor, MI 49023

TCF BANK DEBIT CARD ACTIVITY

04/01 TO 04/30

Debit Card Amounts

VENDORS

FAMILY DOLLAR	\$	13.30
AMAZON	\$	597.70
USPS	\$	11.00
LOWES	\$	652.45
WALMART	\$	53.77
MICHAEL'S	\$	19.05
FAMILY FARM & HOME	\$	168.94
HARBOR FREIGHT TOOLS	\$	40.04
MOBILE AIR CLIMATE	\$	20.00
QUICKBOOKS	\$	953.99

TOTAL DEBIT CARD ACTIVITIES

\$ 2,530.24

April 2021 Debit Card Purchases

TJ'S CARD

Total: \$32.35

Family Dollar	\$13.30	Bags for wipes
Michael's	\$19.05	Hand Hole Punchers

DESHA'S CARD

Total: \$2,497.89

Amazon	\$65.00	Mailbox
	\$3.12	Protection Plan for mailbox
	\$171.60	Face Masks
	\$316.86	Topside Engine Creeper
	\$41.12	Protection Plan for engine creeper
USPS	\$11.00	Board Packets
Lowe's	\$49.44	Snap Ring Set, Hex bolts, Headlamp
	\$90.06	Concrete Mix, Number Pack, Mailbox Post, Mailbox Screws, Mounting Board
	\$512.95	Backpack Leaf Blower, Trimmer Line, 2 yr. Warranty
Walmart	\$53.77	Hand Soap
Harbor Freight Tools	\$40.04	Screwdriver, Pick & Hook Set, 2 Gallon garden Spray
Family Farm & Home	\$168.94	Pikstick, Weed Killer, Lawn Food, Mulch, Grass Seed Tank Sprayer
Mobile Air Climate	\$20.00	Maint. Certification Exam
QuickBooks	\$953.99	2021 Version Upgrade/3 Users



Twin Cities Area Transportation Authority
(269) 927-2268 • Fax (269) 927-2310

275 East Wall Street, P.O. Box 837, Benton Harbor, MI 49023

TCF AUTOMATIC CLEARING HOUSE

DATE	FUEL	PRICE PER/GL	TOTAL AMOUNT
4/2/2021	CRYSTAL FLASH PROPANE	1.569	\$ 996.32
4/5/2021	CRYSTAL FLASH PROPANE	1.549	\$ 1,530.63
4/9/2021	CRYSTAL FLASH PROPANE	1.579	\$ 1,196.95
4/12/2021	CRYSTAL FLASH PROPANE	1.559	\$ 1,696.35
4/16/2021	CRYSTAL FLASH PROPANE	1.559	\$ 734.50
4/19/2021	CRYSTAL FLASH PROPANE	1.499	\$ 1,404.23
4/23/2021	CRYSTAL FLASH PROPANE	1.479	\$ 1,184.45
4/26/2021	CRYSTAL FLASH PROPANE	1.449	\$ 1,447.43
4/30/2021	CRYSTAL FLASH PROPANE	1.429	\$ 977.94

Total \$ 11,168.80



Twin Cities Area Transportation Authority
(269) 927-2268 • Fax (269) 927-2310

275 East Wall Street, P.O. Box 837, Benton Harbor, MI 49023

PETTY CASH

Prepared by Chalexis Tyson-Bradley

DATE	DESCRIPTION OF ITEMS	Debit	Credit	Balance
				\$ 137.66
30-Apr	Stamps	\$ 60.00		\$ 77.66
				\$ 77.66
				\$ 77.66
				\$ 77.66
				\$ 77.66
				\$ 77.66
				\$ 77.66
				\$ 77.66

Gas	
Farebox	\$ -
Ofc supplies	\$ 60.00
Admin supplies	\$ -
Maint supplies	\$ -
Admin Meeting	
Total	<u>\$ 60.00</u>

TWIN CITIES AREA TRANSPORTATION AUTHORITY

Trial Balance

As of April 30, 2021

Accrual Basis

	Apr 30, 21	
	Debit	Credit
Fifth Third Bank Checking Acct	0.00	
TCF Money Market Acct.#5	0.00	
10101 · TCF BANK		61,405.33
10103 · OVER / SHORTAGE	0.00	
10105 · TCF BANK MONEY MARKET		180.00
10107 · FIFTH THIRD BANK-MONEY MARKET	0.00	
10109 · FIFTH THIRD BANK - Line of Cred	0.00	
1200 · ACCOUNTS RECEIVABLE	17,051.50	
10102 · PETTY CASH	230.00	
10201 · DUE FROM BH MILLAGE	15,152.16	
10202 · DUE FROM BH OPER.	0.00	
10204 · DUE FROM PAYROLL PROCESSOR	0.00	
10205 · DUE FROM FED - OPER	505,347.07	
10206 · Due From FED - CMAQ	0.00	
10211 · DUE FROM STATE - CAPITAL	0.00	
10212 · DUE FROM FED - CAPITAL		7,868.00
10213 · Due from State - Capital Exp	0.00	
10214 · Due from Fed - Capital Exp	0.00	
10215 · Due from State JARC blue	138,313.00	
10216 · Due from State JARC Red	186,706.00	
10218 · Due from U of M (NSF) Grant		15,123.00
10219 · DUE FROM STATE NEW SERVICE	0.00	
10220 · DUE FROM ST. OPER	121,051.66	
10221 · New Freedom Receivable	0.00	
10222 · DUE FROM STATE MARKETING	0.00	
10223 · DUE FROM WORKMAN COMP	0.00	
10224 · DUE FROM BANK	0.00	
10225 · DUE FROM EMPLOYEE	0.00	
10226 · DUE FROM VENDOR	0.00	
10227 · ALLOWANCE FOR DOUBTFUL ACCOUNTS	0.00	
10302 · FUEL INVENTORY	4,125.49	
10303 · Inventory Tires	0.00	
10401 · PREPAID VEHICLE INS.	34,112.42	
10402 · PREPAID WORKER COMP		1,983.00
10403 · PREPAID HEALTH INS.	25,395.16	
10404 · PREPAID SECURITY INS	0.00	
10405 · PREPAID BUILDING INSURANCE	2,839.29	
10409 · PREPAID EXPENSE-OTHER	0.00	
1120 · Inventory Asset	0.00	
111011 · LAND	80,715.20	
111012 · FACILITY	1,739,794.06	
111012 · FACILITY:Original Cost	0.00	
111012 · FACILITY:111031 · Depreciation		1,640,564.75
111012 · FACILITY:111045 · Depreciation -local share	0.00	
111013 · REVENUE VEHICLES	2,087,502.71	
111013 · REVENUE VEHICLES:Original Cost	0.00	
111013 · REVENUE VEHICLES:111032 · Depreciation revenue vehicles		1,235,847.18
111013 · REVENUE VEHICLES:111041 · LOCAL CONTRIBUTION	0.00	
111014 · WRECKER/ OTHER VEHICLES	282,692.42	
111014 · WRECKER/ OTHER VEHICLES:Original Cost	0.00	
111014 · WRECKER/ OTHER VEHICLES:111033 · Depreciation		30,405.54
111015 · EQUIPMENT	545,453.19	
111015 · EQUIPMENT:Original Cost	0.00	
111015 · EQUIPMENT:111034 · Depreciation		411,907.64
111016 · OFFICE EQUIPMENT	0.00	
111016 · OFFICE EQUIPMENT:Original Cost	0.00	
111016 · OFFICE EQUIPMENT:111035 · Depreciation	0.00	
111017 · RADIOS	0.00	
111017 · RADIOS:Original Cost	0.00	
111017 · RADIOS:111036 · Depreciation	0.00	
111020 · SUPERVISORS VEHICLE	0.00	
111020 · SUPERVISORS VEHICLE:Original Cost	0.00	
111020 · SUPERVISORS VEHICLE:111038 · Depreciation	0.00	
111020 · SUPERVISORS VEHICLE:111047 · Depreciation - local share	0.00	

TWIN CITIES AREA TRANSPORTATION AUTHORITY

Trial Balance

As of April 30, 2021

Accrual Basis

	Apr 30, 21	
	Debit	Credit
111021 · GARAGE FLOOR WASHER	0.00	
111021 · GARAGE FLOOR WASHER:Original Cost	0.00	
111021 · GARAGE FLOOR WASHER:111039 · Depreciation	0.00	
111022 · ADA EQUIPMENT	0.00	
111022 · ADA EQUIPMENT:Original Cost	0.00	
111022 · ADA EQUIPMENT:111040 · Depreciation	0.00	
111023 · VENDING MACHINES	0.00	
111023 · VENDING MACHINES:Original Cost	0.00	
111023 · VENDING MACHINES:111042 · Depreciation	0.00	
111024 · ASSOCIATED CAPITAL	0.00	
111024 · ASSOCIATED CAPITAL:Original Cost	0.00	
111024 · ASSOCIATED CAPITAL:111043 · Depreciation	0.00	
111025 · WRECKER REHAB:Original Cost	0.00	
111025 · WRECKER REHAB:111044 · Depreciation	0.00	
111026 · Automatic Vehicle Locator	0.00	
111026 · Automatic Vehicle Locator:111048 · Depreciation of AVL	0.00	
111027 · Bike Racks	0.00	
111027 · Bike Racks:111049 · Depreciation bike rack	0.00	
111028 · Mobile Surveillance Camera	0.00	
111028 · Mobile Surveillance Camera:111050 · Depreciation Mobile Surveillanc	0.00	
111029 · Bus Shelters	0.00	
111029 · Bus Shelters:111052 · Depreciation Bus Shelters	0.00	
111030 · Dispatch Computer System	0.00	
111030 · Dispatch Computer System:111053 · Depreciation Dispatch Comp Sys	0.00	
2000 · Accounts Payable		17,375.62
20201 · ACCRUED PAYROLL	0.00	
20206 · ACCRUED FRINGE PAYABLE	0.00	
20207 · Accrued Expenses	0.00	
20211 · PAYROLL WITHHOLDING		9,965.51
20215 · Employer taxes Payable		11,027.15
20218 · MISCELLANEOUS PAYABLE	40.00	
20506 · DUE TO FED	0.00	
20507 · DUE TO VENETIAN FESTIVAL -FARE	0.00	
20508 · DUE TO EMPLOYEE	0.00	
20509 · Due to State -overpaid operatin	0.00	
20510 · Due to Customer	0.00	
20511 · Due to SEP	0.00	
2100 · Payroll Liabilities	4,383.36	
21101 · ADVANCE LOCAL GOV	0.00	
21102 · ADVANCE LOCAL MILLAGE	20,936.48	
21104 · ADVANCES STATE GOVER.	0.00	
21106 · Accrued Sick Days		18,040.20
21108 · Accrued Vacation Pay		42,192.56
3000 · Opening Bal Equity	0.00	
30400 · Contributed Capital -	0.00	
30401 · Contributed Capital - Federal	0.00	
30402 · Contributed Capital State	0.00	
30404 · Contribute Capital Local	0.00	
30501 · Closing depr	0.00	
3900 · Retained Earnings		2,140,274.33
40101 · FAREBOX		77,830.24
40102 · Punch Cards White		1,125.00
40103 · Fare box coin over and short	46.30	
40104 · Punch Cards Blue		2,745.50
40199 · FARES-TOKENS		2,248.00
40760 · Gains on the Sale of Cap. Equip		8,600.00
40799 · Other Non Transit Revenue		2,251.20
40801 · LOCAL SUBSIDY - MILLAGE		135,802.34
409991 · Punch Card white - local match		1,035.00
409992 · Punch Card Blue - Local Match		2,107.50
409993 · Tokes - Local Match		10,794.00
41101 · STATE SUBSIDY - OPER		483,025.00
411012 · JARC Blue oper		97,765.00
411013 · JARC Red Operating		130,744.00

TWIN CITIES AREA TRANSPORTATION AUTHORITY

Trial Balance

As of April 30, 2021

Accrual Basis

	Apr 30, 21	
	Debit	Credit
41201 · Prior Year Adj -St,Fed.&Local		11,150.11
41301 · FEDERAL SUBSIDY - OPER		650,787.00
41310 · U of M (NSF) Grant # 1821347	15,123.00	
41360 · Cares ACT Fare Box Reovery		54,445.07
41401 · INTEREST INCOME		13.07
440000 · Refunds		15,987.49
501011 · OPERATORS WAGES	395,878.14	
501021 · OTHER WAGES - OPER	36,333.76	
501022 · OTHER WAGES - MAINT	62,512.97	
501023 · OTHER WAGES - ADMIN	134,428.62	
501031 · DISPATCHERS WAGES	104,895.53	
502031 · HEALTH INS - OPER	116,673.03	
502032 · HEALTH INS - MAINT	10,434.94	
502033 · HEALTH INSURANCE ADMIN	37,753.48	
502041 · SS & MED OPER	43,853.95	
502042 · SS & MED MAINT	4,993.12	
502043 · SS & MED ADMIN	10,271.33	
502071 · UNEMPLOYMENT - OPER	8,522.45	
502072 · UNEMPLOYMENT - MAINT	793.07	
502073 · UNEMPLOYMENT - ADMIN	1,475.20	
502081 · WORKERS COMP OPER	12,180.56	
502082 · WORKERS COMP MAINT	1,148.35	
502083 · WORKERS COMP ADMIN	538.09	
502091 · SICK LEAVE -OPER	8,604.30	
502092 · SICK LEAVE -MAINT.	445.28	
502093 · SICK LEAVE -ADMIN	462.00	
502101 · HOLIDAY - OPER	10,905.76	
502102 · HOLIDAY - MAINT	503.60	
502103 · HOLIDAY - ADMIN	594.00	
502111 · VACATION -OPER	14,894.24	
502112 · VACATION - MAINT	2,014.40	
502113 · VACATION - ADMIN	726.00	
503023 · ADVERTISING FEES	432.12	
503031 · SERVICE OPER	11,413.02	
503032 · SERVICE MAINT	93,639.66	
503033 · SERVICE ADMIN	32,770.84	
503052 · CONTRACT MAINT	102.88	
503053 · CONTRACT MAINT ADMIN	158.27	
503054 · Audit Costs	18,138.00	
503072 · SECURITY SERVICE	25,306.05	
503990 · NEW FREEDOM PROG CONTRACT	10,409.14	
503991 · DRUG TESTING OPER	933.00	
503992 · OTHER SERVICE	1,012.00	
503993 · OTHER SERVICE ADMIN	33,340.00	
504011 · FUEL OPER	98,220.88	
504012 · FUEL MAINT	105.60	
504013 · FUEL ADMIN	655.18	
504021 · TIRES	10,781.85	
504031 · SUPPLIES OPER	2,632.46	
504032 · SUPPLIES MAINT	34,470.11	
504033 · SUPPLIES ADMIN	17,749.04	
505021 · ELECTRIC OPER	475.44	
505022 · ELECTRIC MAINT	7,093.64	
505023 · ELECTRIC ADMIN	875.76	
505031 · GAS SERVICE OPER	332.45	
505032 · GAS SERVICE MAINT	7,042.96	
505033 · GAS SERVICE ADMIN	1,089.98	
505041 · WATER OPER	106.73	
505042 · WATER MAINT	2,988.39	
505043 · WATER ADMIN	462.50	
505051 · TELEPHONE OPER	2,359.03	
505053 · TELEPHONE ADMIN	1,010.66	
506031 · BUS INSURANCE OPER	45,039.08	
506043 · BUILDING INS	5,974.43	

TWIN CITIES AREA TRANSPORTATION AUTHORITY

Trial Balance

As of April 30, 2021

Accrual Basis

	Apr 30, 21	
	Debit	Credit
507003 · TAXES AND FEES	470.10	
509013 · DUES	1,840.98	
509021 · TRAVEL OPER	6,155.00	
512121 · RENTAL OPER	3,882.40	
512122 · RENTAL MAINT	3,643.01	
512123 · RENTAL ADMIN	656.05	
TOTAL	<u>7,332,615.33</u>	<u>7,332,615.33</u>

TWIN CITIES AREA TRANSPORTATION AUTHORITY

Profit & Loss

April 2021

	Apr 21
Ordinary Income/Expense	
Income	
40101 · FAREBOX	11,471.91
40102 · Punch Cards White	247.50
40103 · Fare box coin over and short	-16.04
40104 · Punch Cards Blue	661.50
40199 · FARES-TOKENS	389.00
40801 · LOCAL SUBSIDY - MILLAGE	10,000.00
409993 · Tokes - Local Match	770.00
41101 · STATE SUBSIDY - OPER	66,062.00
411012 · JARC Blue oper	15,241.00
411013 · JARC Red Operating	20,268.00
41201 · Prior Year Adj -St,Fed.&Local	11,150.11
41301 · FEDERAL SUBSIDY - OPER	82,569.00
41401 · INTEREST INCOME	1.40
Total Income	218,815.38
Gross Profit	218,815.38
Expense	
501011 · OPERATORS WAGES	50,525.27
501021 · OTHER WAGES - OPER	4,496.88
501022 · OTHER WAGES - MAINT	7,560.31
501023 · OTHER WAGES - ADMIN	19,964.52
501031 · DISPATCHERS WAGES	15,061.39
502031 · HEALTH INS - OPER	19,756.10
502032 · HEALTH INS - MAINT	1,459.62
502033 · HEALTH INSURANCE ADMIN	5,309.54
502041 · SS & MED OPER	5,810.95
502042 · SS & MED MAINT	567.84
502043 · SS & MED ADMIN	1,409.47
502071 · UNEMPLOYMENT - OPER	1,500.23
502072 · UNEMPLOYMENT - MAINT	72.13
502073 · UNEMPLOYMENT - ADMIN	65.82
502081 · WORKERS COMP OPER	1,740.08
502082 · WORKERS COMP MAINT	164.05
502083 · WORKERS COMP ADMIN	76.87
502091 · SICK LEAVE -OPER	1,400.98
502101 · HOLIDAY - OPER	893.92
502102 · HOLIDAY - MAINT	58.32
502103 · HOLIDAY - ADMIN	48.40
502111 · VACATION -OPER	1,691.28
502112 · VACATION - MAINT	116.64
503032 · SERVICE MAINT	8,558.05
503033 · SERVICE ADMIN	461.34
503052 · CONTRACT MAINT	0.00
503072 · SECURITY SERVICE	66.15
503992 · OTHER SERVICE	162.00
503993 · OTHER SERVICE ADMIN	3,600.00
504011 · FUEL OPER	14,401.03
504013 · FUEL ADMIN	62.59
504031 · SUPPLIES OPER	357.98
504032 · SUPPLIES MAINT	1,839.44
504033 · SUPPLIES ADMIN	1,770.42
505021 · ELECTRIC OPER	38.64
505022 · ELECTRIC MAINT	1,081.71
505023 · ELECTRIC ADMIN	167.41
505031 · GAS SERVICE OPER	22.05
505032 · GAS SERVICE MAINT	617.37
505033 · GAS SERVICE ADMIN	95.55
505041 · WATER OPER	10.45
505042 · WATER MAINT	292.50
505043 · WATER ADMIN	45.27
505051 · TELEPHONE OPER	298.67
505053 · TELEPHONE ADMIN	127.91

TWIN CITIES AREA TRANSPORTATION AUTHORITY
Profit & Loss
 April 2021

	Apr 21
506031 · BUS INSURANCE OPER	6,482.25
506043 · BUILDING INS	853.49
507003 · TAXES AND FEES	470.10
512121 · RENTAL OPER	561.64
Total Expense	182,194.62
Net Ordinary Income	36,620.76
Net Income	36,620.76

Total Eligible Expenses	\$ 1,269,074
State Reimbursement Rate for 2020	\$ 0
State of Michigan Subsidy Based on Expenses	\$ 466,892
State Revenue Recorded(41101)	\$ 483,025
Over/Under payment	\$ 16,133
Net Income from Profit & Loss Statement	\$ 267,550
State Adjustment	\$ 16,133
Income from Capital	\$ -
Add back Ineligible Depreciation	\$ -
Total Reduction in Income	\$ 16,133
Net Income After Adjustments	\$ 251,418
 Net Income After Adjustments	 \$ 251,418

TWIN CITIES AREA TRANSPORTATION AUTHORITY

Balance Sheet

As of April 30, 2021

Accrual Basis

	Apr 30, 21
ASSETS	
Current Assets	
Checking/Savings	
10101 · TCF BANK	-61,405.33
10105 · TCF BANK MONEY MARKET	-180.00
Total Checking/Savings	-61,585.33
Accounts Receivable	
1200 · ACCOUNTS RECEIVABLE	17,051.50
Total Accounts Receivable	17,051.50
Other Current Assets	
10102 · PETTY CASH	230.00
10201 · DUE FROM BH MILLAGE	15,152.16
10205 · DUE FROM FED - OPER	605,216.07
10212 · DUE FROM FED - CAPITAL	-7,868.00
10215 · Due from State JARC blue	138,313.00
10216 · Due from State JARC Red	186,706.00
10218 · Due from U of M (NSF) Grant	-15,123.00
10220 · DUE FROM ST. OPER	121,051.66
10302 · FUEL INVENTORY	4,125.49
10401 · PREPAID VEHICLE INS.	34,112.42
10402 · PREPAID WORKER COMP	-1,983.00
10403 · PREPAID HEALTH INS.	25,395.16
10405 · PREPAID BUILDING INSURANCE	2,839.29
Total Other Current Assets	1,108,167.25
Total Current Assets	1,063,633.42
Fixed Assets	
111011 · LAND	80,715.20
111012 · FACILITY	
111031 · Depreciation	-1,640,564.75
111012 · FACILITY - Other	1,739,794.06
Total 111012 · FACILITY	99,229.31
111013 · REVENUE VEHICLES	
111032 · Depreciation revenue vehicles	-1,235,847.18
111013 · REVENUE VEHICLES - Other	2,087,502.71
Total 111013 · REVENUE VEHICLES	851,655.53
111014 · WRECKER/ OTHER VEHICLES	
111033 · Depreciation	-30,405.54
111014 · WRECKER/ OTHER VEHICLES - Other	282,692.42
Total 111014 · WRECKER/ OTHER VEHICLES	252,286.88
111015 · EQUIPMENT	
111034 · Depreciation	-411,907.64
111015 · EQUIPMENT - Other	545,453.19
Total 111015 · EQUIPMENT	133,545.55
Total Fixed Assets	1,417,432.47
TOTAL ASSETS	2,481,065.89
LIABILITIES & EQUITY	
Liabilities	
Current Liabilities	
Accounts Payable	
2000 · Accounts Payable	17,375.62
Total Accounts Payable	17,375.62

TWIN CITIES AREA TRANSPORTATION AUTHORITY

Balance Sheet

As of April 30, 2021

Accrual Basis

	Apr 30, 21
Other Current Liabilities	
20211 · PAYROLL WITHHOLDING	9,965.51
20215 · Employer taxes Payable	11,027.15
20218 · MISCELLANIOUS PAYABLE	-40.00
2100 · Payroll Liabilities	-4,383.36
21102 · ADVANCE LOCAL MILLAGE	-20,936.48
Total Other Current Liabilities	-4,367.18
Total Current Liabilities	13,008.44
Long Term Liabilities	
21106 · Accrued Sick Days	18,040.20
21108 · Accrued Vacation Pay	42,192.56
Total Long Term Liabilities	60,232.76
Total Liabilities	73,241.20
Equity	
3900 · Retained Earnings	2,140,274.33
Net Income	267,550.36
Total Equity	2,407,824.69
TOTAL LIABILITIES & EQUITY	2,481,065.89

TWIN CITIES AREA TRANSPORTATION AUTHORITY
Profit & Loss Prev Year Comparison
October 2020 through April 2021

	Oct '20 - Apr 21	Oct '19 - Apr 20	\$ Change	% Change
Ordinary Income/Expense				
Income				
40101 · FAREBOX	77,830.24	98,677.76	-20,847.52	-21.1%
40102 · Punch Cards White	1,125.00	1,215.00	-90.00	-7.4%
40103 · Fare box coin over and short	-46.30	-72.32	26.02	36.0%
40104 · Punch Cards Blue	2,745.50	4,884.00	-2,138.50	-43.8%
40199 · FARES-TOKENS	2,248.00	675.00	1,573.00	233.0%
40760 · Gains on the Sale of Cap. Equip	8,600.00	0.00	8,600.00	100.0%
40799 · Other Non Transit Revenue	2,251.20	4,805.66	-2,554.46	-53.2%
40801 · LOCAL SUBSIDY - MILLAGE	135,802.34	66,617.95	69,184.39	103.9%
409991 · Punch Card white - local match	1,035.00	0.00	1,035.00	100.0%
409992 · Punch Card Blue - Local Match	2,107.50	9,290.00	-7,182.50	-77.3%
409993 · Tokes - Local Match	10,794.00	14,611.00	-3,817.00	-26.1%
41101 · STATE SUBSIDY - OPER	483,025.00	432,955.66	50,069.34	11.6%
411012 · JARC Blue oper	97,765.00	94,398.00	3,367.00	3.6%
411013 · JARC Red Operating	130,744.00	119,455.00	11,289.00	9.5%
41150 · State Capital Grant	0.00	70,510.71	-70,510.71	-100.0%
41201 · Prior Year Adj -St,Fed.&Local	11,150.11	20,264.00	-9,113.89	-45.0%
41301 · FEDERAL SUBSIDY - OPER	750,656.00	520,966.00	229,690.00	44.1%
41305 · New Freedom Program Grant	0.00	6,441.34	-6,441.34	-100.0%
41310 · U of M (NSF) Grant # 1821347	-15,123.00	0.00	-15,123.00	-100.0%
41350 · Federal Capital Grant	0.00	680.00	-680.00	-100.0%
41360 · Cares ACT Fare Box Reovery	54,445.07	0.00	54,445.07	100.0%
41401 · INTEREST INCOME	13.07	629.68	-616.61	-97.9%
440000 · Refunds	15,987.49	0.00	15,987.49	100.0%
Total Income	1,773,155.22	1,467,004.44	306,150.78	20.9%
Gross Profit	1,773,155.22	1,467,004.44	306,150.78	20.9%
Expense				
501011 · OPERATORS WAGES	395,878.14	360,590.23	35,287.91	9.8%
501021 · OTHER WAGES - OPER	36,333.76	61,876.18	-25,542.42	-41.3%
501022 · OTHER WAGES - MAINT	62,512.97	52,778.10	9,734.87	18.4%
501023 · OTHER WAGES - ADMIN	134,428.62	100,219.71	34,208.91	34.1%
501031 · DISPATCHERS WAGES	104,895.53	46,175.54	58,719.99	127.2%
502031 · HEALTH INS - OPER	116,673.03	123,665.33	-6,992.30	-5.7%
502032 · HEALTH INS - MAINT	10,434.94	7,333.13	3,101.81	42.3%
502033 · HEALTH INSURANCE ADMIN	37,753.48	36,050.37	1,703.11	4.7%
502041 · SS & MED OPER	43,853.95	40,290.89	3,563.06	8.8%
502042 · SS & MED MAINT	4,993.12	4,379.94	613.18	14.0%
502043 · SS & MED ADMIN	10,271.33	8,079.60	2,191.73	27.1%
502071 · UNEMPLOYMENT - OPER	8,522.45	6,972.16	1,550.29	22.2%
502072 · UNEMPLOYMENT - MAINT	793.07	663.42	129.65	19.5%
502073 · UNEMPLOYMENT - ADMIN	1,475.20	1,060.27	414.93	39.1%
502081 · WORKERS COMP OPER	12,180.56	25,798.37	-13,617.81	-52.8%
502082 · WORKERS COMP MAINT	1,148.35	3,008.14	-1,859.79	-61.8%
502083 · WORKERS COMP ADMIN	538.09	3,116.49	-2,578.40	-82.7%
502091 · SICK LEAVE -OPER	8,604.30	15,081.37	-6,477.07	-43.0%
502092 · SICK LEAVE -MAINT.	445.28	203.96	241.32	118.3%
502093 · SICK LEAVE -ADMIN	462.00	904.80	-442.80	-48.9%
502101 · HOLIDAY - OPER	10,905.76	11,582.48	-676.72	-5.8%
502102 · HOLIDAY - MAINT	503.60	689.00	-185.40	-26.9%
502103 · HOLIDAY - ADMIN	594.00	556.80	37.20	6.7%
502111 · VACATION -OPER	14,894.24	15,905.03	-1,010.79	-6.4%
502112 · VACATION - MAINT	2,014.40	1,259.36	755.04	60.0%
502113 · VACATION - ADMIN	726.00	723.84	2.16	0.3%
503023 · ADVERTISING FEES	432.12	8,336.95	-7,904.83	-94.8%
503031 · SERVICE OPER	11,413.02	20,201.32	-8,788.30	-43.5%

TWIN CITIES AREA TRANSPORTATION AUTHORITY
Profit & Loss Prev Year Comparison
October 2020 through April 2021

	Oct '20 - Apr 21	Oct '19 - Apr 20	\$ Change	% Change
503032 · SERVICE MAINT	93,639.66	65,735.15	27,904.51	42.5%
503033 · SERVICE ADMIN	32,770.84	28,340.60	4,430.24	15.6%
503051 · CONTRACT MAINT OPER	0.00	419.00	-419.00	-100.0%
503052 · CONTRACT MAINT	102.88	0.00	102.88	100.0%
503053 · CONTRACT MAINT ADMIN	158.27	2,011.16	-1,852.89	-92.1%
503054 · Audit Costs	18,138.00	0.00	18,138.00	100.0%
503072 · SECURITY SERVICE	25,306.05	489.55	24,816.50	5,069.3%
503990 · NEW FREEDOM PROG CONTRACT	10,409.14	6,717.34	3,691.80	55.0%
503991 · DRUG TESTING OPER	933.00	2,261.00	-1,328.00	-58.7%
503992 · OTHER SERVICE	1,012.00	800.00	212.00	26.5%
503993 · OTHER SERVICE ADMIN	33,340.00	31,823.95	1,516.05	4.8%
504011 · FUEL OPER	98,220.88	97,827.71	393.17	0.4%
504012 · FUEL MAINT	105.60	3,456.22	-3,350.62	-96.9%
504013 · FUEL ADMIN	655.18	476.39	178.79	37.5%
504021 · TIRES	10,781.85	9,809.37	972.48	9.9%
504031 · SUPPLIES OPER	2,632.46	6,165.39	-3,532.93	-57.3%
504032 · SUPPLIES MAINT	34,470.11	24,725.96	9,744.15	39.4%
504033 · SUPPLIES ADMIN	17,749.04	11,552.15	6,196.89	53.6%
505021 · ELECTRIC OPER	475.44	230.74	244.70	106.1%
505022 · ELECTRIC MAINT	7,093.64	6,460.23	633.41	9.8%
505023 · ELECTRIC ADMIN	875.76	999.79	-124.03	-12.4%
505031 · GAS SERVICE OPER	332.45	265.30	67.15	25.3%
505032 · GAS SERVICE MAINT	7,042.96	7,428.58	-385.62	-5.2%
505033 · GAS SERVICE ADMIN	1,089.98	1,346.57	-256.59	-19.1%
505041 · WATER OPER	106.73	142.07	-35.34	-24.9%
505042 · WATER MAINT	2,988.39	3,978.48	-990.09	-24.9%
505043 · WATER ADMIN	462.50	598.47	-135.97	-22.7%
505051 · TELEPHONE OPER	2,359.03	1,530.75	828.28	54.1%
505053 · TELEPHONE ADMIN	1,010.66	393.95	616.71	156.6%
506031 · BUS INSURANCE OPER	45,039.08	62,464.48	-17,425.40	-27.9%
506033 · CAR INS	0.00	0.00	0.00	0.0%
506043 · BUILDING INS	5,974.43	4,810.62	1,163.81	24.2%
507003 · TAXES AND FEES	470.10	126.12	343.98	272.7%
509013 · DUES	1,840.98	0.00	1,840.98	100.0%
509021 · TRAVEL OPER	6,155.00	1,435.00	4,720.00	328.9%
509023 · TRAVEL ADMIN	0.00	1,581.01	-1,581.01	-100.0%
509141 · Obsolete DRUG TESTING OPER	0.00	0.00	0.00	0.0%
509991 · OTHER MISC OPER	0.00	14.00	-14.00	-100.0%
509993 · OTHER MISC ADMIN	0.00	41.00	-41.00	-100.0%
511023 · INTEREST EXPENSE	0.00	194.56	-194.56	-100.0%
512121 · RENTAL OPER	3,882.40	0.00	3,882.40	100.0%
512122 · RENTAL MAINT	3,643.01	1,046.53	2,596.48	248.1%
512123 · RENTAL ADMIN	656.05	234.00	422.05	180.4%
Total Expense	1,505,604.86	1,345,435.97	160,168.89	11.9%
Net Ordinary Income	267,550.36	121,568.47	145,981.89	120.1%
Net Income	267,550.36	121,568.47	145,981.89	120.1%